

EXPLORE!

TRIP NOTES



Winter Toubkal Trek (JT 2017)



TRIPDURATION
8
DAYS



Tour Style: Classic

Accommodation Grade: Simple

Tour Type: Small Groups

Trek Grade: Challenging to Tough

Trip Code: JT

Trip Highlights - Winter Toubkal Trek

- ✓ Winter Trekking - An exhilarating trek among snow-capped peaks and the stunning landscape of the Atlas Mountains.
- ✓ Jebel Toubkal - Ascend to the summit of the highest peak in North Africa (4167m).
- ✓ Berber Villages - Discover remote villages and meet the hospitable local people.
- ✓ Marrakech - A chance to explore Morocco's captivating Red City.

Trip Essentials

Accommodation:	2 nights Standard Hotel 2 nights Simple Village House 3 nights Simple
Included Meals:	7 breakfasts, 5 lunches, 5 dinners
Start Point:	Join trip: Marrakech
End Point:	Trip ends: Marrakech
Maximum Altitude on Trek (m):	4167
Transport:	Minibus
Countries:	Morocco

Winter Toubkal

With the snow-capped peaks of Morocco's High Atlas Mountains providing an impressive backdrop, we make an exhilarating climb to the summit of Jebel Toubkal (4167m), North Africa's highest peak. On a clear day we enjoy winter views from the summit across the Atlas range and over the Sahara Desert. En route we discover local villages and experience Berber hospitality. On our return we also explore the souks and medina of the bustling city of Marrakech.

Suitability

We've given each of our tours a comfort rating and a tour pace, walking or cycling grade to give you a general idea about the level of activity on each tour and the standard of accommodation you will be staying in at the end of your day's adventure.

Often you'll stay in different styles of accommodation during your tour; so we make an average rating across the entire tour. For more information on where you'll stay each night, please refer to the day by day tour itinerary.

Accommodation Grade: Simple


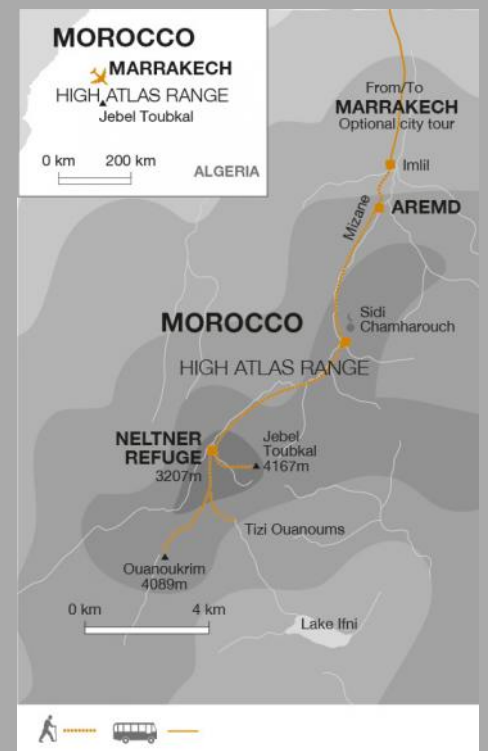

No-frills accommodation which includes berths on sleeper trains, rooms in village houses, boat cabins, campsites, huts and simple family-run lodges, guesthouses and hotels. Sleeping arrangements are simple and amenities are adequate, sometimes with en suite facilities and occasionally communal.

Tour Style: Classic

Packed with adventure, these tours offer inspiring destinations and authentic travel experiences at a reasonable price. Using all kinds of transport and accommodation, we'll take you off the beaten track to discover the true heart of the people and places you visit.

Trek Grade: Challenging to Tough

A blend of challenging and tough grade treks, this level suits experienced and fit hikers who are confident trekking for long periods on difficult terrain and at high altitudes, with demanding ascents and descents.



Your trip itinerary

Tour itinerary notes

While our intention is to adhere to the day-by-day itinerary as printed below, a degree of flexibility is built in. Overnight stops may vary from those suggested.

Your Tour Leader

A Tour Leader is an integral part of any Explore tour and your tour will be led by one of our experienced tour leaders who have been handpicked and expertly trained. We believe that our Tour Leaders are the key to the success of our tours; they are passionate travellers who are bursting with first-hand local knowledge which they love to share. Your Tour Leader will also take care of all the planning and organisation throughout your journey. Their passionate approach will make this tour fun and inspiring, bringing the destination to life whether you're travelling alone or with others.

DAY 1 Join tour Marrakech

Join your tour in Marrakech. The city is the spiritual heart of Morocco, the cultural melting pot of the mountain Berbers and the desert peoples of the south, whose eclectic mix of ideals and traditions has resulted in a fascinating clash of colour, noise and visual delights that is straight out of the Arabian Nights. Depending on the schedule of your flights, you may be able to start exploring the souks of the Red City independently before meeting your group and Tour Leader at the hotel.

Overnight: **Standard Hotel**
Single Room Available

Swimming Pool Available 

EXPLORE! Share your experiences with us




 **Included Meals:** None

DAY 2 Drive to Imlil and trek to Aremd (2000m)

After most of the morning free in Marrakech, we leave the city behind and drive south towards the craggy peaks and plunging valleys of the Toubkal Massif. Crossing the Haouz Plain we pass through the tiny town of Asni, from where our road begins to climb towards the foothills of the Massif. Below us the valley of the Oued Rhirhaia stretches out into the distance and small villages cling to the sides of the steep hills as we meander our way towards the village of Imlil. Here we leave our vehicle and in the company of our tour leader, assistant mountain guide and cook, head along the Mizane Valley towards the Berber village of Aremd (2000m). Built on a moraine spur overlooking the valley floor, Aremd is the largest village in the valley and provides an interesting mix of traditional terraced farming, gites and streets that seem to be permanently gridlocked by goats and cattle. For generations the local Berber villagers have worked these lands, producing corn, potatoes and walnuts from the harsh landscape and we will have a chance to explore something of the village en route to our overnight accommodation, stopping for a refreshing mint tea along the way. Please be aware that our village accommodation will be basic, with shared facilities and dormitory style rooms. Today's one and a half kilometre walk is expected to take around one hour with a total ascent of 210 metres'


Overnight: **Simple Village House**

 **Included Meals:** Breakfast, Lunch, Dinner

DAY 3 Trek to Neltner Refuge (3207m) via Sidi Chamharouch

This morning we meet up with our mules and muleteers for the continuing journey through the mountains. Heading east and crossing the flood plain, our route takes us along mule tracks and up into the high rocky cliffs above the valley. Crossing the river we eventually come to the pastoral shrine of Sidi Chamharouch (2340m), which attracts tourists and pilgrims alike (although only Muslims are allowed to cross the stone bridge to visit the marabout shrine itself). The village sits besides a small waterfall and presents a jumbled cluster of houses that seem to melt together into a chaotic mass along the valley walls. Continuing up into the snow-line it will take us another 5 hours to reach the refuge. After a chance to rest we'll then do another equipment check, practising on the surrounding snow covered slopes and receiving some basic instruction on the use of crampons and ice axes from our mountain guide. Today's nine and a half kilometre walk is expected to take around five hours with a total ascent of 1257 metres.


Overnight: **Simple**

 **Included Meals:** Breakfast, Lunch, Dinner

DAY 4 Ascend Jebel Toubkal (4167m)

If conditions are right this morning we will make our first attempt on the summit of Jebel Toubkal, North Africa's highest mountain. It will be an early start, a long day and a steep climb, as we make our way up a meandering track of snow and scree to our first stopping point at 3700m. From here we turn left, following the slope up to the South Col of Tizi n' Toubkal (3975m), from where we follow the snowy ridge to the summit. Depending upon snow conditions, the journey to the top should take us around 4 hours and once we hit the summit the views that greet us are simply breathtaking. On a clear day you can see the entire Toubkal range, right down to the plains of Haouz surrounding Marrakech. To the north lie the white giants of the High Atlas and to the south, the Anti Atlas and the Sahara. Pliny, the great Roman scholar, once described the High Atlas Mountains as the most fabulous mountains in all of Africa and from our vantage point high above the valley it is easy to understand why. Descending to the Neltner Refuge from here, the journey back should take us around 2.5 hours, where a late lunch will be waiting for us. Today's four and a half kilometre walk is expected to take around six hours with a total ascent of 967 metres and a descent of 967 metres.


Overnight: **Simple**

 **Included Meals:** Breakfast, Lunch, Dinner

DAY 5 Ascent of Mount Ouanoukrim (4086m)

Assuming conditions yesterday were right for the ascent of Jebel Toubkal, this morning you may like to attempt the nearby peak of Ouanoukrim, a more demanding climb than Toubkal with some steep, exposed sections of rock and snow. Departing the lodge early, we follow a gradually climbing path that takes us towards Tizi n'Ouanoums and then on to Tizi n'Ouagane (3750m). Chances are we will encounter snow for much of the journey and, as we begin the ascent to the top from Tizi n'Ouagane, we will have to negotiate a rocky track that may require some scrambling. Once past this section though, the route to the top then continues along a steadily climbing slope of snow and scree to the summit, from where we are rewarded with more spectacular views across the Anti Atlas and the Sahara. Enjoying a picnic lunch en route, the entire journey should take us around 8 hours, depending on conditions. Today's six kilometre walk is expected to take around eight hours with a total ascent of 882 metres and a descent of 882 metres.


Overnight: **Simple**

 **Included Meals:** Breakfast, Lunch, Dinner

DAY 6 AM trek to Tizi Ouanoums Pass (3650m), then descend to Aremd via Neltner

This morning we follow the same initial route as for Ouanoukrim before turning left up a steep gorge to Tizi Ouanoums, a viewpoint affording stunning views down towards the still waters of Lac D'ifni. The total journey should take us around 3 hours, returning to Neltner for lunch. Afterwards we turn our back on the mountain for the last time and head back down to Aremd, arriving in the village late this afternoon. Depending on our arrival time, there may be time for an optional visit to the local hammam. Today's 13.5 kilometre walk is expected to take around seven hours with a total ascent of 400 metres and a descent of 1650 metres.

Overnight: **Simple Village House**

 **Included Meals:** Breakfast, Lunch, Dinner

DAY 7 Trek to Imlil. Drive back to Marrakech

Trekking back to Imlil this morning we rejoin our vehicles and drive back to Marrakech, where on arrival the rest of the day is free to explore the city's colourful souks and its celebrated Djemma El Fna Square. A feast for the senses, the area is a chaotic confusion of noise and colour, where you will find the streets alive with storytellers and letter-writers, musicians, jugglers and water-sellers. Marrakech is divided into two distinct parts, the Gueliz (or modern French-built city) and the Medina (the Old City) and there is the option to take an afternoon walking tour around the souks with a local guide, visiting the museum and the elegant Koutoubia mosque and tower, reputed to be the most perfect Islamic monument in North Africa. Alternatively you may prefer to spend your final afternoon independently exploring this maze of narrow streets, enjoying the sounds, colours and smells of the exotic and perhaps haggling for some last minute presents. Or perhaps you'll prefer just sitting in a local café and watching the street tableaux unfold before you. Today's one and a half kilometre walk is expected to take around 45 minutes with a total descent of 210 metres.

Overnight: **Standard Hotel**

Single Room Available

Swimming Pool Available 

 **Included Meals:** Breakfast

DAY 8 Tour ends Marrakech

The tour ends today in Marrakech. Depending on the schedule of your flights you may wish to spend some additional time wandering in the market and buying your last souvenirs before departure.

 **Included Meals:** Breakfast

Accommodation and Meals

Accommodation Notes

Morocco is a developing country and as such, the accommodation standards are not equivalent to those in Europe and can be more basic. We generally choose our properties because of their location, cleanliness, traditional style or for their welcoming atmosphere, as we endeavour to provide an authentic Moroccan experience. However, some of the properties might have some outdated or simple furniture and the level of service may vary depending on the location. You may find that availability of hot water is variable or limited in certain locations. Breakfasts are generally continental style. A swimming pool is often available, especially in the cities.

Food & Drink

Included meals: 7 breakfasts, 5 lunches, 5 dinners included in the price of this trip. Please be prepared to pay for non-included meals. Please note that costs for drinks and meals can vary depending on location.

Budgeting for your Trip

You will need some extra money to cover meals and drinks not included in the trip price, any optional sightseeing, souvenirs and items of a personal nature such as laundry.

Food

The costs for meals may vary depending upon location, type of restaurant and number of courses eaten and so the prices given are an average guide. Local restaurants located off the beaten track may be less expensive, whereas an upmarket restaurant located in the centre of a major city may charge more.

Morocco

Lunch £: 3.00 - 5.00

Dinner £: 5.00 - 8.00

Drink

The prices for drinks can vary greatly depending upon location and the prices detailed below are an average guide. In general you would expect that drinks purchased in a supermarket or local bar to be less expensive, whilst drinks in an upmarket bar or restaurant may be more expensive.

Morocco

Bottle of Beer £: 2.50

Water £: 0.60

Other Sightseeing & Activities

The following excursions and/or activities are usually available and may be arranged locally. Estimated costs are provided below for guidance only, are on a per person basis unless shown otherwise, and may depend on the number of participants. Prices quoted are correct as of the date these tour notes were originally issued but may change at any time due to currency fluctuations.

Please note: These activities are booked and paid for direct with the supplier and do not form part of your Explore holiday contract.

Optional Excursions

Aremd - Local hammam approx. £4

Marrakech - Walking tour of city £6 pp

Tipping - Tour Leader

At your discretion you might also consider tipping your Tour Leader in appreciation of the efficiency and service you receive.

Tipping - Local Crew

Although entirely voluntary, tipping is a recognized part of life in this region of the world. Some local staff will look to members of the group for personal recognition of particular services provided. In order to make things easier for you, the Tour Leaders may organise a group's tips kitty and if this is the case, they will account for it throughout the tour.

Accordingly, you should allow approx. £25 for tipping of crew and local guides used.

Foreign Exchange

Morocco

ATM Availability: ATMs are available in main towns/cities, though can be unreliable.

Credit Card Acceptance: Not all places.

Travellers Cheques: Travellers cheques are difficult to exchange and are not recommended.

Local Currency: Moroccan Dirham (MAD).

Recommended Currency for Exchange: US Dollars, Sterling and Euros are readily exchangeable. We recommend you take a mixture of cash and credit cards. Scottish bank notes and Australian dollar travellers cheques and cash are NOT normally accepted in Morocco.

Where to Exchange: Most major towns - your Tour Leader will advise you.

Joining your Trip

Flight Information

You are able to book this tour on a 'land only' basis or as a 'flight inclusive' package. Your flight inclusive package will be fully protected by the Civil Aviation Authority (CAA) ATOL protection scheme.

Booking a land only package with Explore

Customers who have chosen to book on the 'Land Only' arrangements of our tour, please ensure that you have checked your tour specific 'Joining Instructions' prior to booking your own travel arrangements. Your joining instructions can be found on our website at www.explore.co.uk, in the tour specific dates and prices section.

You may also be eligible for the Free Explore Transfer. For more information please refer to <https://www.explore.co.uk/transfers>.

Joining Tour Abroad

Customers booked on the 'Land Only' arrangements will now receive a Free Transfer, provided you arrive and depart on the tour only itinerary start and end dates. The transfers will be from the Explore designated airport or train station to the joining point of your tour, and then back from the ending point to the designated airport or train station. The exception to this rule is customers who are booked on a tour where the joining and ending point is at the designated airport or train station.

Free transfers are not available for Self-Guided, Tailormade or Tours for Churches customers.

If you are not eligible for the Free Transfer then you will need to make your own way through to the joining and ending point. On a majority of our tours Explore will be able to provide a private transfer at an additional cost. Please ask for a quote at the time of booking.

For more information regarding the Explore Free Transfer please refer to <https://www.explore.co.uk/transfers>.

Booking a flight inclusive package with Explore

We have a good selection of flights not only from London but from many regional airports around the UK allowing us to compare fares between scheduled carriers as well as low cost and charter airlines. Our dedicated flights team will match the best flight options to your arrival and departure airport.

On our website we display a UK flight inclusive package guide price which is generally based on a London departure. To avoid paying supplements or to secure your preferred flight option, we recommend booking as early as possible, especially for peak travel dates.

Important Information

Travel Insurance

It is a condition of booking with Explore that you have adequate valid travel insurance. It is your responsibility to arrange appropriate travel insurance and ensure you have read and understood the full terms and conditions of your travel insurance policy to ensure that you are covered for all activities you intend to undertake whilst on the tour, including all optional activities. Your Insurance Policy must fully cover you for medical expenses and emergency repatriation to your home country. Please ensure your policy includes medical emergency helicopter evacuation in the event of illness or injury and covers the entire duration of your holiday. If you are trekking at altitude please ensure that there is no upper altitude limit which may limit or exclude cover for your trip. Medical and repatriation insurance cover is not mandatory for UK residents who are travelling on trips within the United Kingdom.

EXPLORE!
The Adventure Travel Experts

CAMPBELL IRVINE
DIRECT TRAVEL INSURANCE



Travel Insurance is essential. If you have not already arranged cover, please contact our recommended Travel Insurance providers www.campbellirvinedirect.com/Explore who offer Travel Insurance specifically designed to cover travel with Explore or call **Campbell Irvine Direct** on Tel: 020 7938 1734

Explore Worldwide is an Introducer Appointed Representative of Campbell Irvine Ltd who are authorised and regulated by the Financial Conduct Authority.

Travel Aware

We strongly recommend that you check your government's travel advisory for up-to-date information and advice about your destination: safety and security, entry requirements, health, local laws and customs. For UK Foreign and Commonwealth Office Advice follow the link at www.explore.co.uk/travel-safety

We strongly advise that you register with the FCO to receive updates to the travel advice for your chosen destination. A hard copy of the current FCO Travel Advice for your chosen destination is available by contacting cr@explore.co.uk or 01252 379438.

Under 18 immigration guidance

Please note that some countries require proof of parental consent when travelling overseas with under 18s. Please check requirements with the relevant embassy or consular office well in advance of travel if this applies to your party.

Visa Information

Morocco: Visas are not required by UK, Australian, New Zealand, US and Canadian citizens. Other nationalities should consult their local embassy or consular office.

If you do require assistance in obtaining a visa then you may consider applying through Explore's recommended visa service in the UK, Travcour. See www.travcour.com to download the relevant visa application for your trip, if applicable (UK citizens only), along with details of how to apply for your visa through Travcour. The Team at Travcour will be happy to answer specific questions relating to visa applications, please call them directly on 0208 5431846.

Vaccinations & Protection

Morocco

Nothing compulsory, but we recommend protection against tetanus, typhoid, infectious hepatitis and polio. Consult your travel clinic for latest advice on different prophylaxis available against malaria.

Preparing for your Trip

DAILY DISTANCES

Day 2	1.5km	1hr
Day 3	9.5km	5hrs
Day 4	4.5km	6hrs
Day 5	6km	8hrs
Day 6	13.5km	7hrs
Day 7	1.5km	45mins

Optional Walks

Maximum Altitude on Trek (m)

4167

Trekking Details

This is a 4-day trek with an average of 6 to 8 hours walking each day, and an additional optional walk on Day 5. It is recommended that you know how to use an ice axe and crampons. We reach a maximum altitude of 4167m and have graded this trip as challenging to tough.

We follow the Ikhibi Sud route up the mountain, trekking up the north side. This is the main trekking route as it catches a path through a U shaped valley towards the Toubkal Pass before continuing to the ridge and the summit. There is an alternative south side route but this is steeper and has more difficult narrow sections.

Altitude Description

This trip goes to an altitude where there is a risk of being affected by Acute Mountain Sickness (AMS), a common and usually harmless condition caused by reduced air pressure and a lower concentration of oxygen. Whilst the itinerary has been specifically designed to allow your body to acclimatise gradually, the speed of onset and severity - as well as the height at which AMS develops can vary greatly between individuals; being physically fit affords no special protection. If symptoms occur while on tour you must let your tour leader know immediately. For further advice when travelling at altitude we recommend visiting the medical advice website of "Medex" and downloading their information booklet: http://medex.org.uk/medex_book/english_version.php

Travellers with heart or lung conditions, anaemia, asthma, high blood pressure, or taking the contraceptive pill must seek the advice of their GP and specifically mention the maximum altitude the trip reaches (please refer to Tour Essentials box on front page of your Tour Notes). Please take these to your medical appointment so that your doctor has the full details of your trip.

You must have adequate travel insurance for your trip. Please ensure that your insurance policy covers you to the maximum altitude indicated above. If you have Explore insurance you will be covered to this altitude.

Climate

Morocco

The climate is both Mediterranean and Atlantic. The dry, hot season is from May to October when summer temperatures can reach 38°C and above (if sight seeing is included we will do our best to avoid the heat of the day during this period). Temperatures may drop significantly at times during the night as the day's heat rapidly diminishes. From December to January snow can be expected on mountain passes and it can be wet. In winter, day temperatures will probably be around 18-25°C, dropping to perhaps 0-5°C.

Clothing

Morocco is a Muslim country and it is important to dress with respect for local customs. People may be offended by shorts or revealing dresses, which can attract unwelcome attention. We advise that in general both men and women should cover shoulders, upper arms and knees. Transparent, plunging necklines and tightfitting clothes should be avoided. Women should also cover their heads when entering a sanctuary, though in general, mosques are forbidden to non-Muslims. For those clients on a cycling holiday please bear this information in mind for times that you are not on the bikes. While cycling it is no problem for both men and women to wear your regular cycling gear, tight fitting or not.

Equipment

Ice axe (non-technical winter trekking axe with long handle); 3/4-season sleeping bag; warm jacket (ideally down jacket); warm trousers; wind and waterproof jackets and trousers; warm midlayer; warm hat and face protection (balaclava); warm and waterproof gloves/mittens; thermal underwear; sunglasses and ski goggles; high factor sunscreen and lip protection; head torch and spare batteries; water bottle (minimum 1litre); insulated bottle; washcloth/small towel; wet wipes; toilet paper; anti-bacterial handwash; plastic bags; personal first aid kit.

Please note that an ice axe and crampons can be hired locally for MAD300 (approx. £20) each for the duration of the trip. Please advise us if you would like to hire this equipment locally so we may add a note to your booking.

Footwear

Bring strong and waterproof mountain trekking boots with stiff sole; crampons; inner socks and thick socks (ski type); spare boot laces; gaiters; trainers for mountain hut.

Luggage: On Tour

We suggest that you bring a soft, waterproofed holdall/barrel bag that will be carried by mules on trek and good size waterproofed daysack plus a small holdall to store unneeded items in Marrakech. Pack mules are used to carry equipment, food and most personal gear. To ensure the well being of the mules please do not over pack your luggage. Pack heavy/dense items into your kitbag. It will be possible to store surplus baggage not required on the trek at the hotel in Marrakech. Don't forget that your bag will be carried by porters so please pack lightly.

Luggage allowance on trip: 15Kg

General Information

Country details

Morocco

Population: 32,000,000

Size of Country: 446,550 sq km

Major Language: Arabic, Berber, French.

Religion: Muslim

Electric Supply & Plugs

Morocco

2 Pin Round

Why Choose Explore

We've been creating award-winning pioneering adventure holidays for over 30 years, earning the trust of thousands of delighted customers, who feel safe in our hands. Our tour leaders have expert local knowledge and our tours are designed to take you off the beaten track to see the most exotic, inspiring and dramatic places in the world.

- With over 30 years' experience, we are passionate about what we do.
- Pioneering small group adventures, self-guided, private journeys & tailor-made holidays.
- Award winning tour leaders who you can trust.
- Responsible travel is and always has been one of the driving principles of Explore.

Our adventure holidays are full of exciting things to see and do, exploring in small groups travelling by bus, boat, plane, rickshaw, camel, or any number of unusual forms of transport. Often you will stay in family run hotels and village houses and enjoy authentic local cuisine. In this way, it's easy to discover the true heart of the people and the place you travel to – and make some new friends along the way. Each tour is uniquely different, so please feel free to browse through our tours to see what may whet your appetite.

Cool Earth

Explore are proud to support Cool Earth in their effort to reduce global carbon dioxide levels through the prevention of deforestation in the South America rainforest. Cool Earth focus on areas in immediate danger of deforestation, supporting local communities to be forest guardians. To date 350,000 acres of rainforest has been protected. Saving rainforest also protects rare animals and plants, allows local forest communities to maintain their way of life, and protects a major source of oxygen and fresh water. When you travel on an Explore holiday we make a donation to Cool Earth that exceeds the impact of our customers flights each year.

Earth Matters

We are passionate about sustainable travel and work hard to create tours where your holiday delivers real benefits to the local communities. We minimise our impact by travelling in small groups, respecting local cultures, reducing waste and offsetting 100% of the CO2 from our flights.

When you travel with Explore, you are directly contributing to local economies and helping empower the people you meet. We currently support a range of charities and good causes, including: Toilet Twinning (helping to flush away poverty), Lone Buffalo Foundation (a community project based in Laos providing creative skills for young people) and have recently supported women's cooperatives in Borneo and Morocco. We are a member of Tourism Concern's Ethical Tour Operator Group (www.tourismconcern.org.uk) and support their campaign for fair and ethical tourism. We also care passionately about the world's wildlife and actively support and promote the Born Free Organisation and Mahouts Elephant Foundation.

Booking Your Holiday

Peace of mind - book with confidence

You can book your Explore holiday with confidence, as all monies paid to us for your trip are fully protected. Explore is a fully bonded tour operator licensed by the Civil Aviation Authority (CAA) and by ABTOT.

The air holiday packages (Tours including flights) that we advertise are ATOL protected, since we hold an Air Travel Organiser's Licence granted by the Civil Aviation Authority. Our ATOL number is ATOL 2595. In addition, As a member of the Association of Bonded Travel Organisers Trust Limited (ABTOT), Explore has provided a bond to meet the requirements of the Package Travel, Package Holidays and Package Tours Regulations 1992. Please note that packages booked outside the UK are only protected when purchased directly with Explore.

Reserving your place

To reserve your place on this tour you will need to check availability on the Explore website or through our dedicated call centre based in the UK where you can. Our tours can fill up quickly so you are advised to book as early as possible. If your chosen date is 'Available' or 'Guaranteed' we will be able to provisionally hold you a space for up to 48 hours.

For Self-Guided holidays and Private Journeys simply choose your date of travel and let us know so we can confirm all ground services.

The easiest way to confirm your booking is through our website. When you are ready to book, we normally require a 10% non-refundable deposit, but for some holidays this may be more to cover such items as permit fees, internal flights or other non-refundable services. If your travel starts within 60 days of booking, full payment will be required at the time of booking

100% No Surcharge Guarantee

The price paid for our holidays is no longer subject to change. Once booked and confirmed we will guarantee the price you pay will not increase, whatever the circumstances. You will not be approached to pay fuel surcharges unlike the vast majority of other adventure tour operators. The price guarantee applies to all new bookings departing between 1st January 2016 and 31st December 2017.

Trip Itinerary Versions

Itinerary details may vary depending on departure date and alternative itineraries for this tour may exist. Please refer to the dates and prices page on our website to check which itinerary operates on each departure date.

Please ensure that you have an up-to-date copy of these tour notes immediately before you travel, as from time to time our itineraries may be amended, either for operational reasons or in response to feedback from customers. You will be informed of any major changes to your tour but small changes may just be added to these tour notes.

Please note: 2017 itinerary versions are applicable to tours departing in 2017. 2018/19 itinerary versions are applicable to tours departing from 1st January to 31st December 2018.

These trip notes were printed on 26/05/2017 01:50:51