

EXPLORE!

TRIP NOTES



Family Into the Wild West (FAS 2018 11+ YEARS)



TRIPDURATION
13
DAYS



Tour Style: Classic
Tour Pace: Moderate

Tour Type: Small Groups
Accommodation Grade: Simple

Trip Code: FAS

Trip Highlights - Family Into the Wild West

- ✓ Las Vegas - Stay at the Golden Nugget Hotel which has a waterslide through the hotel
- ✓ Grand Canyon - Discover one of the planet's greatest natural wonders
- ✓ Monument Valley - Stay on a Navajo Reservation where Back to the Future III was filmed
- ✓ Spend the night in a traditional hogan and a teepee
- ✓ Zion National Park - Walks in this beautiful national park
- ✓ Lake Powell - Enjoy activities on the lake such as jet skiing or relax on the beach
- ✓ Bryce Canyon - Discover the remarkable multi-coloured landscape of the ancient rock formations

Trip Essentials

Accommodation: 3 nights Premium Hotel
6 nights Simple
Camping
1 night Simple Teepee
2 nights Simple Cabins

Included Meals: 9 breakfasts, 10 lunches, 8 dinners

Start Point: Join trip: Las Vegas
End Point: Trip ends: Las Vegas

Transport: 4WD, Maxiwagon
Countries: USA
Minimum Age: From 11 years

Family Into The Wild West

Experience the Wild West's most iconic sights as we explore the deserts, lakes and canyons of Arizona and Utah. Starting in Las Vegas, a city that never sleeps, explore the bustling city and bright lights of the strip. Move on to witness canyons, rivers and spectacular landscapes as we visit Zion, Bryce Canyon, Arches NP and Monument Valley. Walk to the rim of the Grand Canyon and spend a night under the stars in Monument Valley, hearing native American folklore stories over a roaring campsite fire.

Why Book this trip

The tour suits families who like to discover a region and are happy travelling around as part of a reasonably busy itinerary with a range of different accommodation types, experiences and natural attractions. The holiday covers the highlights of Nevada and its surrounding states as we stay in Indian teepees, camping in designated camp sites, a night in a hogan which is the traditional home of the Navajo people and a comfortable hotel in Las Vegas at the beginning and end of their trip.

Suitability

We've given each of our tours a comfort rating and a tour pace, walking or cycling grade to give you a general idea about the level of activity on each tour and the standard of accommodation you will be staying in at the end of your day's adventure.

Often you'll stay in different styles of accommodation during your tour; so we make an average rating across the entire tour. For more information on where you'll stay each night, please refer to the day by day tour itinerary.

Accommodation Grade: Simple

No-frills accommodation which includes berths on sleeper trains, rooms in village houses, boat cabins, campsites, huts and simple family-run lodges, guesthouses and hotels. Sleeping arrangements are simple and amenities are adequate, sometimes with en suite facilities and occasionally communal.

Tour Style: Classic

Packed with adventure, these tours offer inspiring destinations and authentic travel experiences at a reasonable price. Using all kinds of transport and accommodation, we'll take you off the beaten track to discover the true heart of the people and places you visit.

Tour Pace: Moderate

These moderately paced tours provide some busy days with plenty of experiences to enjoy, as well as time to relax along the way.

Your trip itinerary

Tour itinerary notes


While our intention is to adhere to the day-by-day itinerary as printed below, a degree of flexibility is built in. Overnight stops may vary from those suggested.

Your Tour Leader

A Tour Leader is an integral part of any Explore tour and your tour will be led by one of our experienced Tour Leaders who have been handpicked and expertly trained. We believe that our Tour Leaders are the key to the success of our tours; they are passionate travellers who are bursting with first-hand local knowledge which they love to share. Your Tour Leader will also take care of all the planning and organisation throughout your journey. Their passionate approach will make this tour fun and inspiring, bringing the destination to life whether you're travelling alone or with others.

DAY 1 Tour starts Las Vegas

Join the tour in Las Vegas and check-in at the hotel. Las Vegas is an enigma, a city in the desert that is full of glitz and panache, which has become the showbiz Mecca of America. At the turn of the last century it didn't even exist but today it is home to



over a million people and boasts 14 of the 15 largest hotels in the world. It is a modern day El Dorado, where Egyptian Pyramids and Arthurian Castles share the desert haze with Venice, Paris and the New York skyline.

Overnight: **Premium Hotel**

Swimming Pool Available 

 **Included Meals:** None

DAY 2 In Las Vegas; cruise The Strip

This morning we take a tour of the famous Vegas Strip. If travel is to experience, then Las Vegas will not fail to impress or amaze. From the bizarre to the tacky, there is always something to grab your attention. In front of the Mirage hotel you can witness a live volcano eruption while at the next corner furious pirates fight for their liberty at the Treasure Island. There is also the magical water light show at the Bellagio, the recreation of Venice at the Venetian or you can even climb to the top of the Eiffel Tower. Still the most breathtaking view over the city is from the top of the 350m Stratosphere Tower, the tallest freestanding observation tower in the United States.

Overnight: **Premium Hotel**

Swimming Pool Available 

 **Included Meals:** None

DAY 3 Visit Zion National Park before arriving in Springdale campsite

Today we head for Zion National Park, the first natural gem on our tour through the High Plains. Desert terrain and huge sculpted hanging gardens create an oasis in the desert. Established as a national park in 1919, Zion spreads across 147,000 acres and contains eight geologic formations. Its original inhabitants were the Anasazi, who mysteriously seemed to disappear sometime around the 13th century. They were followed by the Paiutes who named the area Logoon (arrow quiver), holding it in awe and believing it to be inhabited by spirits, so much so that they refused to enter the canyon at night. The Mormons were the first white men to enter the canyon and they christened the place 'Zion' due to it being a place of peace and refuge. The park is a sanctuary for all manner of flora and fauna, from roadrunners, golden eagles and mountain lions, to cottonwood, cacti and desert phlox. After we set up camp, there is some free time to enjoy the visitor centre or undertake some short walks.

Overnight: **Simple Camping**

 **Included Meals:** Lunch, Dinner

DAY 4 Walks in Bryce canyon and overnight in a teepee

This morning we drive to Bryce Canyon. There is little that you will have ever seen before that can truly prepare you for your first sight of this amazing canyon. Named after a Mormon settler by the name of Ebenezer Bryce, who memorably declared it a hell of a place to lose a cow, Bryce Canyon is a multihued amphitheatre of sculpted rocks or hoodoos which resemble petrified animals or historic figures. Erosion has created these amazing formations out of 225 million year old rocks and it is easy to understand why the Paiute Indians called this place the 'Valley of the Standing Man'. At 2,700 meters, Bryce Canyon can be cold at night so we advise to bring appropriate clothing as we camp in the Canyon tonight. We will have the opportunity to try out some optional walks in the canyon itself. As well as the amazing spectacle of its geological formations, the canyon is also home to a diverse array of wildlife, from small mammals, such as the rare Utah prairie dog, to birds and foxes, as well as the occasional mountain lion and black bear. Tonight we have the unique experience of camping in teepee style tents.

Overnight: **Simple Teepee**


Swimming Pool Available 

 **Included Meals:** Breakfast, Lunch, Dinner

DAY 5 Drive to Moab via Capitol Reef

This morning after breakfast we will drive to Capitol Reef National Park where we will view some petroglyphs and take a short hike to Hickman Bridge before heading to our campground in Moab where we will spend the next two nights.

Overnight: **Simple Cabins**

 **Included Meals:** Breakfast, Lunch, Dinner


DAY 6 Walks in Arches National Park before returning to Moab

Today we visit the extraordinary Arches National Park, where more than 1600 natural arches have been sculpted over the years by wind, sun, frost and rain which all create a strange rockscape in the desert. Soft Entrada Sandstone - a 91 meter layer of rock deposited as sand during the Jurassic Period - has been eroded into twisted spires, fins and arches which are particularly beautiful in the morning and afternoon when they take on a fiery glow in the low light. The famous Delicate Arch has become Utah's symbol and seems to defy gravity as the large precariously-balanced boulders hover near the edge of a cliff. We will enjoy a gentle walk around the windows loop (approximately 1.5 hours), before returning to Moab later this afternoon. After some free time, we then drive to Dead horse Point in Utah National Park for sunset.

EXPLORE! Share your experiences with us




Overnight: **Simple Cabins**

 **Included Meals:** Breakfast, Lunch, Dinner

DAY 7 Explore Monument Valley before staying with the Navajo Indians

After a free morning in Moab we will then drive to the biggest Indian reservation in the country, the Navajo Reservation, which was founded in 1888 to provide a protected region for the Navajo people. Monument Valley lies within this vast area and has featured as a backdrop to many Westerns and other Hollywood productions, including Back to the Future III, Thelma and Louise and Wild Wild West. This is the classic wild west landscape. However, familiarity does not prepare you for this amazing spectacle. Pinnacles and towers rocket skywards from the desert floor and the warm embrace of sunset colours alters the landscape's appearance daily. Explore the valley in jeeps with a Navajo guide. In the evening we can enjoy Native American folklore stories, music and dancing around the campfire before we retire to our traditional Hogan for a night like no other.

Overnight: **Simple Camping**


 **Included Meals:** Breakfast, Lunch, Dinner

DAY 8 Visit Lake Powell via a visit to Navajo Monument and hike to ruins

This morning we drive to the Navajo National Monument then take a short hike to the Betatakin Ruins viewpoint before driving to Lake Powell which boasts a shoreline length of an incredible 3150km - longer than the western coast of the United States. Part of the Glen Canyon National Recreation Area and named after the one armed civil war veteran John Wesley Powell who first recorded his travel through the area, the lake is the second largest man-made lake in the USA and is one of the most scenic lakes in the world. It is also one of the most surreal landscapes imaginable, with more than 96 major canyons, tranquil blue waters and red sandstone buttes. During our stay here, you will have time to do several optional activities available - rent a boat on the lake or you may wish to do one of the many short hikes in the area.

Overnight: **Simple Camping**

Swimming Pool Available 


 **Included Meals:** Breakfast, Lunch, Dinner

DAY 9 Enjoy Lake Powell

Today is left free to explore and partake in some optional activities around Lake Powell including a visit to the Antelope Canyon by jeep - a beautiful, peach gold coloured, sandstone slot canyon formed by the force of flash floods coming from the plains above.

Overnight: **Simple Camping**


Swimming Pool Available 

 **Included Meals:** Breakfast, Lunch, Dinner

DAY 10 Drive to the Grand Canyon; afternoon rim walk

Leaving Lake Powell behind, we then head to the Grand canyon via a short stop at the Cameron Trading post where we will have the chance to shop for some Native American arts and crafts of this region. On arrival at the canyon, you will be amazed at the length and breadth of this natural wonder as it extends for some 450km from the western boundary of the Navajo Reservation to the vicinity of Lake Mead and the Nevada border. The canyon is also 1,750 meters deep (as deep as the highest of the Rocky Mountains are tall), and averages 16km in width. This afternoon you will have enough time to take a short rim walk before sundown.

Overnight: **Simple Camping**

 **Included Meals:** Breakfast, Lunch, Dinner

DAY 11 Explore the Grand Canyon; optional helicopter flight

Today is left free for your own exploration of the canyon. It is possible to walk a short distance into the Canyon which does require a decent level of fitness, or for those feeling slightly less energetic, a leisurely stroll along the canyon rim may be more to your liking (both unescorted). Alternatively, you may wish to view the canyon from high above on a helicopter flight (optional). Whatever you decide, the Canyon is one of the most amazing natural spectacles anywhere on the planet with sunsets at the Grand Canyon being something to be savoured. In the evening you may wish to end the day with an IMAX movie presentation about the history of the canyon (optional).

Overnight: **Simple Camping**

 **Included Meals:** Breakfast, Lunch

DAY 12 Travel along Route 66 back to Las Vegas

This morning we leave the Grand Canyon behind and head back to the bright lights of Vegas. We travel along Historic Route 66 where an estimated 210,000 people migrated to California along this road to escape the despair of the Dust Bowl during the Depression years. The architecture along this ghost road gives an insight into the early days of Route 66 and is rich in Americana.

Overnight: **Premium Hotel**

Swimming Pool Available 



Included Meals: Breakfast, Lunch

DAY 13 Tour Ends Las Vegas

The tour ends this morning in Las Vegas.



Included Meals: None

Ability to swim required

An ability to swim is essential for your safe enjoyment of the water based activities on this trip. If you wish to participate in these activities then we insist that you are able to swim.

Accommodation and Meals

Accommodation Notes

All camping equipment is provided except a sleeping bag. Like many adventures of this type, much of the team spirit and camaraderie is developed through mucking in and helping out with basic camp responsibilities which will include the setting up and taking down of camp and the loading and unloading of the trailer. At some points you may also be asked to help with meal preparation, washing and clearing up. Be prepared for some early starts and some long days - there is an enormous amount to see!

Food & Drink

Included meals: 9 breakfasts, 10 lunches, 8 dinners included in the price of this trip. Please be prepared to pay for non-included meals. Please note that costs for drinks and meals can vary depending on location.

Budgeting for your Trip

You will need some extra money to cover meals and drinks not included in the trip price, any optional sightseeing, souvenirs and items of a personal nature such as laundry.

Food

The costs for meals may vary depending upon location, type of restaurant and number of courses eaten and so the prices given are an average guide. Local restaurants located off the beaten track may be less expensive, whereas an upmarket restaurant located in the centre of a major city may charge more.

USA

Lunch £: 15.00

Dinner £: 21.00

Drink

The prices for drinks can vary greatly depending upon location and the prices detailed below are an average guide. In general you would expect that drinks purchased in a supermarket or local bar to be less expensive, whilst drinks in an upmarket bar or restaurant may be more expensive.

USA

Bottle of Beer £: Varies for different towns, average £4.00

Water £: 1.10

Other Sightseeing & Activities

The following excursions and/or activities are usually available and may be arranged locally. Estimated costs are provided below for guidance only, are on a per person basis unless shown otherwise, and may depend on the number of participants. Prices quoted are correct as of the date these tour notes were originally issued but may change at any time due to currency fluctuations.

Please note: These activities are booked and paid for direct with the supplier and do not form part of your Explore holiday contract.



Optional Excursions

There are a number of exciting optional excursions you can do on tour. These activities are booked and paid for direct with the supplier and do not form part of your Explore holiday contract.

Las Vegas - Limo ride along the strip approximately US\$ 150p/h (between 13 people).

Lake Powell - Glen Canyon Dam US\$5; Antelope Canyon Jeep Excursion US\$ 40; Kayak - US\$ 75; Boat trip US \$75 - \$130

Grand Canyon - Helicopter overflight approximately US\$ 254-284; IMAX cinema US\$ 13

Moab - Float trip US\$ 55; Jet Boat US \$80 for 1/2 day; Hummer sunset tour US \$90

Tipping - Tour Leader

At your discretion you might also consider tipping your Tour Leader in appreciation of the efficiency and service you receive.

Tipping - Local Crew

In North America tipping 15%-20% is a recognised part of life across the service industry, including restaurants, activity suppliers, taxis and guides. Local staff will look to you for personal recognition of particular services provided.

Unlike other Explore trips, during our trips in North America our Explore leaders will not operate a tips kitty. However, they will be more than happy to provide guidance throughout the trip on who to tip when and to suggest appropriate amounts.

Foreign Exchange

USA

ATM Availability: Widely available.

Credit Card Acceptance: Widely accepted just about everywhere.

Local Currency: US Dollars.

Recommended Currency for Exchange: Bring your money in US\$ cash.

Where to Exchange: Banks or 'Forex' offices in main towns/cities. Your tour leader will advise you on arrival.

Joining your Trip

Flight Information

You are able to book this tour on a 'land only' basis or as a 'flight inclusive' package. Your flight inclusive package will be fully protected by the Civil Aviation Authority (CAA) ATOL protection scheme.

Booking a land only package with Explore

Customers who have chosen to book on the 'Land Only' arrangements of our tour, please ensure that you have checked your tour specific 'Joining Instructions' prior to booking your own travel arrangements. Your joining instructions can be found on our website at www.explore.co.uk, in the tour specific dates and prices section.

You may also be eligible for the Free Explore Transfer. For more information please refer to <https://www.explore.co.uk/transfers>.

Joining Tour Abroad

Customers booked on the 'Land Only' arrangements will now receive a Free Transfer, provided you arrive and depart on the tour only itinerary start and end dates. The transfers will be from the Explore designated airport or train station to the joining point of your tour, and then back from the ending point to the designated airport or train station. The exception to this rule is customers who are booked on a tour where the joining and ending point is at the designated airport or train station.

Free transfers are not available for Self-Guided, Tailormade or Tours for Churches customers.

If you are not eligible for the Free Transfer then you will need to make your own way through to the joining and ending point. On a majority of our tours Explore will be able to provide a private transfer at an additional cost. Please ask for a quote at the time of booking.

For more information regarding the Explore Free Transfer please refer to <https://www.explore.co.uk/transfers>.

Booking a flight inclusive package with Explore

We have a good selection of flights not only from London but from many regional airports around the UK allowing us to compare fares between scheduled carriers as well as low cost and charter airlines. Our dedicated flights team will match the best flight options to your arrival and departure airport.

On our website we display a UK flight inclusive package guide price which is generally based on a London departure. To avoid paying supplements or to secure your preferred flight option, we recommend booking as early as possible, especially for peak travel dates.

Important Information

Travel Insurance

It is a condition of booking with Explore that you have adequate valid travel insurance. It is your responsibility to arrange appropriate travel insurance and ensure you have read and understood the full terms and conditions of your travel insurance policy to ensure that you are covered for all activities you intend to undertake whilst on the tour, including all optional activities. Your Insurance Policy must fully cover you for medical expenses and emergency repatriation to your home country. Please ensure your policy includes medical emergency helicopter evacuation in the event of illness or injury and covers the entire duration of your holiday. If you are trekking at altitude please ensure that there is no upper altitude limit which may limit or exclude cover for your trip. Medical and repatriation insurance cover is not mandatory for UK residents who are travelling on trips within the United Kingdom.

EXPLORE!
The Adventure Travel Experts

CAMPBELL IRVINE
DIRECT TRAVEL INSURANCE



Travel Insurance is essential. If you have not already arranged cover, please contact our recommended Travel Insurance providers www.campbellirvinedirect.com/Explore who offer Travel Insurance specifically designed to cover travel with Explore or call **Campbell Irvine Direct** on Tel: 020 7938 1734

Explore Worldwide is an Introducer Appointed Representative of Campbell Irvine Ltd who are authorised and regulated by the Financial Conduct Authority.

Travel Aware

We strongly recommend that you check your government's travel advisory for up-to-date information and advice about your destination: safety and security, entry requirements, health, local laws and customs. For UK Foreign and Commonwealth Office Advice follow the link at www.explore.co.uk/travel-safety

We strongly advise that you register with the FCO to receive updates to the travel advice for your chosen destination. A hard copy of the current FCO Travel Advice for your chosen destination is available by contacting cr@explore.co.uk or 01252 379438.

Under 18 immigration guidance

Please note that some countries require proof of parental consent when travelling overseas with under 18s. Please check requirements with the relevant embassy or consular office well in advance of travel if this applies to your party.

Visa Information

USA: (Including those in transit) Citizens of the UK, New Zealand, Australia, and passport holders from several EU countries can enter the United States under the Visa Waiver Program (VWP). You must apply online for an ESTA (Electronic System for Travel Authorisation), here <https://esta.cbp.dhs.gov> no later than 72 hours prior to travel. Travellers who have not registered before their trip may be refused boarding.

You must have an electronic passport with a digital chip containing biometric information about the passport owner. UK passports which are biometric feature a small gold symbol (camera) at the bottom of the front cover.

If you have visited Libya, Iran, Iraq, Somalia, Sudan, Syria or Yemen since March 2011 or are dual nationals of these countries, you cannot travel with an ESTA. If you are a citizen of a country not included in the VWP you cannot apply for an ESTA. In both cases, you will instead need to apply for a visa from the nearest US Embassy or Consulate. If you are unable to provide a valid visa before boarding flights to the US, or entering via another method, you may not be permitted to travel.

Please note for your ESTA application you will be required to supply Point of Contact information. Explore's USA contact information will be listed on your final documentation which you will receive approximately 3-4 weeks before departure. If you are leaving for the USA before this, please call the Explore team to get this information. (This is not necessary if only transitting through the USA)

I-94 - This is only required for completion if entering the USA by land through an official border crossing. For anyone entering by air or sea, you will be advised about this form during your journey if applicable. The i94 is a history of entries and exits to the US. You can get this for free online here: <https://i94.cbp.dhs.gov/i94/#/home>. Each i94 accessed is only valid for border crossing for 7 days after printed.

Entry requirements for the USA can change regularly, therefore, please ensure you have the most up to date information before you travel by checking the US embassy website. Visa applications - <http://london.usembassy.gov/niv/apply.html>

If you do require assistance in obtaining a visa then you may consider applying through Explore's recommended visa service in the UK, Travcour. See www.travcour.com to download the relevant visa application for your trip, if applicable (UK citizens only), along with

details of how to apply for your visa through Travcour. The Team at Travcour will be happy to answer specific questions relating to visa applications, please call them directly on **0208 5431846**.

Lone Parents

USA

Single parents or other adults travelling alone with children should be aware that some countries require documentation confirming that the individual has authority to travel with the minor. It is crucial that you contact the American embassy for further information on exactly what may be required.

Vaccinations & Protection

USA

Nothing compulsory, we recommend protection against typhoid, tetanus, diphtheria, polio and hepatitis A. The above is not an exhaustive list. Further information regarding vaccinations and travel health advice can be found by following the NHS and NaTHNaC links at <http://www.explore.co.uk/Travelhealth/> and from your local healthcare provider. Visa and vaccination requirements are subject to change and should be confirmed before departure.

Preparing for your Trip

Climate

USA

There are great variations in the altitude and terrain of the areas visited and this is reflected in the temperatures. Desert areas can be extremely hot in the summer months (49°), though temperatures can drop dramatically at night. The mountains are cooler and wetter especially in the north of the Rockies. At the beginning and end of the season there may still be some snow around in the high passes and it can be cold, whereas in mid-summer the day time temperatures can soar.

Clothing

Pack layers! Please note that temperatures in this area can be high during summer - sometimes over 40°C. Please bear this in mind when packing for your trip. Dress is informal. A warm fleece or sweater is essential for cooler nights in the desert or at higher altitudes. Include a long sleeved shirt, warm trousers, a lightweight waterproof jacket, swimwear, sunglasses and a sun hat.

Equipment

Bring a water bottle (3 litre capacity), high factor sunblock, plastic bags to keep things dry, a (head) torch and a towel. Please also bring a 2 or 3-season (temperature -5°C to 0°C) sleeping bag (a sleeping sheet is useful). A thermal ground pad is provided. You may find a walking pole useful. Please note: Sleeping bags can be purchased from a store for as low as US \$50. Please ask your Tour Leader on arrival.

Footwear

Lightweight walking/hiking boots with good ankle support, trainers and/or sandals for travelling.

Luggage: On Tour

Bring only the bare essentials - one main bag plus a small daypack for walking and for personal items. Main luggage cannot be accessed during the day. Soft luggage is more practical than a hard shell suitcase. Bring plastic bags to keep things dry. Please only pack what you can carry.

Laundry facilities are available at various points during the trip.

Luggage allowance on trip: 20kg

Transport

This tour utilises maxiwagons which can carry up to 14 people plus a driver. Space inside is limited so we try to rotate seating positions regularly and carry a maximum of 13 passengers. Luggage and equipment are generally carried on the roof or in a trailer, so don't bring too much.

General Information

Country details

USA

Population: 312,609,000

Size of Country: 9,826,675 sq km

Major Language: English

Religion: Christian

Time Difference to GMT: -9

Electric Supply & Plugs

USA

2 Pin Flat

Why Choose Explore

We've been creating award-winning pioneering adventure holidays for over 30 years, earning the trust of thousands of delighted customers, who feel safe in our hands. Our tour leaders have expert local knowledge and our tours are designed to take you off the beaten track to see the most exotic, inspiring and dramatic places in the world.

- With over 30 years' experience, we are passionate about what we do.
- Pioneering small group adventures, self-guided, private journeys & tailor-made holidays.
- Award-winning tour leaders who you can trust.
- Responsible travel is and always has been one of the driving principles of Explore.

Our adventure holidays are full of exciting things to see and do, exploring in small groups travelling by bus, boat, plane, rickshaw, camel, or any number of unusual forms of transport. Often you will stay in family-run hotels and village houses and enjoy authentic local cuisine. In this way, it's easy to discover the true heart of the people and the place you travel to – and make some new friends along the way. Each tour is uniquely different, so please feel free to browse through our tours to see what may whet your appetite.

Cool Earth

Explore are proud to support Cool Earth in their effort to reduce global carbon dioxide levels through the prevention of deforestation in the South America rainforest. Cool Earth focus on areas in immediate danger of deforestation, supporting local communities to be forest guardians. To date 350,000 acres of rainforest has been protected. Saving rainforest also protects rare animals and plants, allows local forest communities to maintain their way of life, and protects a major source of oxygen and fresh water. When you travel on an Explore holiday we make a donation to Cool Earth that exceeds the impact of our customers flights each year.

Earth Matters

We are passionate about sustainable travel and work hard to create tours where your holiday delivers real benefits to the local communities. We minimise our impact by travelling in small groups, respecting local cultures, reducing waste and offsetting 100% of the CO2 from our flights.

When you travel with Explore, you are directly contributing to local economies and helping empower the people you meet. We currently support a range of charities and good causes, including: Toilet Twinning (helping to flush away poverty), Lone Buffalo Foundation (a community project based in Laos providing creative skills for young people) and have recently supported women's cooperatives in Borneo and Morocco. We are a member of Tourism Concern's Ethical Tour Operator Group (www.tourismconcern.org.uk) and support their campaign for fair and ethical tourism. We also care passionately about the world's wildlife and actively support and promote the Born Free Organisation and Mahouts Elephant Foundation.

Booking Your Holiday

Peace of mind - book with confidence

You can book your Explore holiday with confidence, as all monies paid to us for your trip are fully protected. Explore is a fully bonded tour operator licensed by the Civil Aviation Authority (CAA) and by ABTOT.

The air holiday packages (Tours including flights) that we advertise are ATOL protected, since we hold an Air Travel Organiser's Licence granted by the Civil Aviation Authority. Our ATOL number is ATOL 2595. In addition, As a member of the Association of Bonded Travel Organisers Trust Limited (ABTOT), Explore has provided a bond to meet the requirements of the Package Travel, Package Holidays and Package Tours Regulations 1992. Please note that packages booked outside the UK are only protected when purchased directly with Explore.

Reserving your place

To reserve your place on this tour you will need to check availability on the Explore website or through our dedicated call centre based in the UK where you can. Our tours can fill up quickly so you are advised to book as early as possible. If your chosen date is 'Available' or 'Guaranteed' we will be able to provisionally hold you a space for up to 48 hours.

For Self-Guided holidays and Private Journeys simply choose your date of travel and let us know so we can confirm all ground services.

The easiest way to confirm your booking is through our website. When you are ready to book, we normally require a 10% non-refundable deposit, but for some holidays this may be more to cover such items as permit fees, internal flights or other non-refundable services. If your travel starts within 60 days of booking, full payment will be required at the time of booking

100% No Surcharge Guarantee

The price paid for our holidays is no longer subject to change. Once booked and confirmed we will guarantee the price you pay will not increase, whatever the circumstances. You will not be approached to pay fuel surcharges unlike the vast majority of other adventure tour operators. The price guarantee applies to all new bookings departing between 1st January 2016 and 31st December 2017.

Trip Itinerary Versions

Itinerary details may vary depending on departure date and alternative itineraries for this tour may exist. Please refer to the dates and prices page on our website to check which itinerary operates on each departure date.

Please ensure that you have an up-to-date copy of these tour notes immediately before you travel, as from time to time our itineraries may be amended, either for operational reasons or in response to feedback from customers. You will be informed of any major changes to your tour but small changes may just be added to these tour notes.

Please note: 2018 itinerary versions are applicable to tours departing in 2018. 2019/20 itinerary versions are applicable to tours departing from 1st January to 31st December 2019.

These trip notes were printed on 18/08/2017 23:53:08

