

# EXPLORE!

## TRIP NOTES



### High Atlas Trek (HA 2017)



TRIPDURATION  
**10**  
DAYS



**Tour Style:** Classic

**Accommodation Grade:** Simple

**Tour Type:** Small Groups

**Trek Grade:** Moderate to Challenging

**Trip Code:** HA

#### Trip Highlights - High Atlas Trek

- ✓ Atlas Mountains - Hike well off the beaten track through the highest and most scenic mountain range in North Africa
- ✓ Moroccan village life - Stay in local village guesthouses and experience the warm hospitality of the Berber people
- ✓ Mount Toubkal - Opportunity to climb to the top of North Africa's highest peak (4167m)
- ✓ Marrakech - Explore the vibrant 'Red City' including the bustling souks and lively Djemma el -fna square

#### Trip Essentials

**Accommodation:** 2 nights Standard Hotel  
2 nights Simple Gite  
3 nights Simple Village House  
1 night Simple  
1 night Simple Hotel

**Included Meals:** 9 breakfasts, 7 lunches, 7 dinners

**Start Point:** Join trip: Marrakech  
**End Point:** Trip ends: Marrakech

**Maximum Altitude on Trek (m):** 4167

**Transport:** Minibus

**Countries:** Morocco

## High Atlas Trek

On this trek we walk through the rugged terrain of Morocco's highest mountain range. We stay in village houses, meet the local Berber people and discover the wilderness of the High Atlas. We also have the option to climb to the summit of Mount Toubkal (4167m), the highest peak in North Africa. On our return we also explore the souks and medina of the fascinating city of Marrakech.

### Why Book this trip

Get well off the beaten track and experience both the awe-inspiring High Atlas Mountains and the friendly, hospitable Berber culture.

### Suitability

We've given each of our tours a comfort rating and a tour pace, walking or cycling grade to give you a general idea about the level of activity on each tour and the standard of accommodation you will be staying in at the end of your day's adventure.

Often you'll stay in different styles of accommodation during your tour; so we make an average rating across the entire tour. For more information on where you'll stay each night, please refer to the day by day tour itinerary.

### Accommodation Grade: Simple


No-frills accommodation which includes berths on sleeper trains, rooms in village houses, boat cabins, campsites, huts and simple family-run lodges, guesthouses and hotels. Sleeping arrangements are simple and amenities are adequate, sometimes with en suite facilities and occasionally communal.

### Tour Style: Classic

Packed with adventure, these tours offer inspiring destinations and authentic travel experiences at a reasonable price. Using all kinds of transport and accommodation, we'll take you off the beaten track to discover the true heart of the people and places you visit.

### Trek Grade: Moderate to Challenging

Combining moderate grade walks with some more strenuous hikes. This grade is ideal if you are fit and want to challenge yourself with a few longer, more demanding trekking days, possibly on difficult terrain or at higher altitudes.



## Your trip itinerary

### Tour itinerary notes

While our intention is to adhere to the day-by-day itinerary as printed below, a degree of flexibility is built in. Overnight stops may vary from those suggested.

### Your Tour Leader

A Tour Leader is an integral part of any Explore tour and your tour will be led by one of our experienced tour leaders who have been handpicked and expertly trained. We believe that our Tour Leaders are the key to the success of our tours; they are passionate travellers who are bursting with first-hand local knowledge which they love to share. Your tour Leader will also take care of all the planning and organization throughout your journey. Their passionate approach will make this tour fun and inspiring, bringing the destination to life whether you're travelling alone or with others.

### DAY 1 Join tour in Marrakech

On arrival to Marrakech you may have time to start exploring the 'Red City' independently before meeting your group and Explore Leader. Like many North African towns, Marrakech has two distinct parts, the Gueliz (the modern French-built city) and the Medina (the Old City). Historically the city has been a meeting place for the different communities from the mountains and deserts of Morocco. The

Majorelle Gardens offer an attractive and shaded place to acclimatise to the city's heat, while the famous souks, lively Djemma el-fna square and Koutoubia Mosque showcase the heart of the city.

Overnight: **Standard Hotel**  
**Single Room Available**


**Swimming Pool Available** 

 **Included Meals:** None

## DAY 2 Drive to Tizi n Tamarterte pass. Walk to Ouanskra

This morning we head south into the High Atlas Mountains via the village of Imlil to the starting point of our trek at the pass of Tizi n'Tamarterte (2279m). On a clear day we will have stunning views of Imnanen valley and Oukaimeden peak en route. Our walk starts on a mule path that zigzags down to the remote village of Tineghrine (1850m). Here we have a picnic lunch under some walnut trees before heading up along the valley through the cultivated terraces of Tamguist village to Ouanskra, where we will stay the night in a local village guesthouse (2150m). Our walk today covers five kilometres and takes approximately three hours. The total ascent and descent is approximately +250 / -400m. \*\* Please note - The exact route of our trek will vary depending on local conditions and on the group's ability. We usually explore the area to the north of Imlil, visiting some of the lesser known villages in this region. The itinerary given here is an example of a typical itinerary.


Overnight: **Simple Gite**

 **Included Meals:** Breakfast, Lunch, Dinner

## DAY 3 Hike to Iabassen via Tizi n'Tachedirte

Today we have a steady climb to Tachedirte, the highest permanent village in the Atlas mountains. The ascent then gets steeper towards the pass of Tizi n'Tachedirte (3200m), which lies between the impressive peaks of Angour and Anghmar. On reaching the pass we have some time to appreciate the views then follow the narrow path descending the gorge to Iabassen the most remote village on our trip, where we spend the night. The typical red sandstone houses of this village look striking against the background of green juniper trees. Today's walk is nine and a half kilometres and takes about seven hours. The total ascent and descent is approximately +1050 / -1050m.


Overnight: **Simple Village House**

 **Included Meals:** Breakfast, Lunch, Dinner

## DAY 4 Trek to the alpine village of Oukaimeden

Another challenging day - First we ascend to Tizi Mzlee (2400m) on a steep path then descend to the typical Berber village of Agouns, with its cultivated green terraces. We rest here before we start on the long zigzag path to the high pass of Tizi n'Ouatar (3100m). Our efforts are rewarded with incredible views looking down over the upper Ourika valley, the ski resort of Oukaimeden (2650m), and Angour peak. We have our picnic lunch here before trekking down via the summer grazing village of Azib Ifergane to Oukaimeden mountain refuge for the night. Today we walk for 11 kilometres over seven hours. The total ascent and descent is approximately +1050 / - 750m.


Overnight: **Simple**

 **Included Meals:** Breakfast, Lunch, Dinner

## DAY 5 Awlk via Amsakrou to Aguersioual village

Today we take a scenic walk descending to Imnanen Valley through a great forest of juniper trees. After a picnic lunch under the shade of walnut trees by a stream in Amsakrou, we ascend via a pass to arrive to the Berber village of Aguersioual (1650m). Today's walk is 11 kilometres and takes approximately seven hours. The total ascent and descent is approximately +500m / -1400m.

Overnight: **Simple Village House**

 **Included Meals:** Breakfast, Lunch, Dinner


## DAY 6 Hike to summer grazing land at Azib Tamsoulte

This morning we ascend steadily first on a dirt track then a mule path to the pass of Tizi n'Oudite (2200m), passing an old mine en route. As we descend from the pass we start to see the lush Azaden valley with its colourful villages. We stop for a picnic lunch near the river in Tizi Oussem before heading up through a juniper forest to the village of Azib Tamsoulte (2250m). Here Berber farmers spend the summer with their livestock in the relatively cooler climes. Our walk today is 12 kilometres and takes about six hours. The total ascent and descent is approximately +1000m / - 450m.

Overnight: **Simple Gite**

**EXPLORE!** Share your experiences with us




 **Included Meals:** Breakfast, Lunch, Dinner

## DAY 7 Trek to Toubkal base camp

Today our path takes us via an impressive gorge then follows a zigzag trail on the long ascent to Tizi n'Ouguelzim (3430m) the highest pass on the trip. From here on a clear day we will have stunning views of the north face of Toubkal, and Haouz plain. As we descend the other side and make our way towards the refuge at Neltner (3207m) the scenery becomes more alpine. Today we trek for nine kilometres over six hours. The total ascent and descent is approximately +1300m / -350m.


Overnight: **Simple Hotel**

 **Included Meals:** Breakfast, Lunch, Dinner

## DAY 8 Trek to Jebel Toubkal (4167m). Descent to Aremd

If the weather conditions are suitable we make an early start for the optional ascent to the summit of North Africa's highest peak, Jebel Toubkal (4167m). This is a fairly strenuous, though non-technical, ascent involving uneven paths and some scrambling over rocks and steep scree slopes. However the views on reaching the summit are superb. Once rested we return by the same path to Neltner Refuge for lunch. Due to the uneven nature of the path the descent can be slow and walking poles are recommended. The day ends with a hike down Ait Mizane Valley, via Sidi Chamharouch a local shrine, to the village of Aremd (1900m). Today's trek is 13.5 kilometres and takes nine to ten hours. The total ascent and descent is approximately + 960m / - 2260m.

Overnight: **Simple Village House**

 **Included Meals:** Breakfast, Lunch, Dinner

## DAY 9 Walk to Imlil; drive to Marrakech

In the morning we walk back to Imlil, then drive along scenic mountain roads via Asni to Marrakech. The afternoon is free to explore Marrakech famous souks and discover fascinating sights such as the Koutoubia mosque, Saadian tombs, Ben Youssef Medersa and Dar Si Said Palace (now the Museum of Moroccan Art). Our walk this morning is short, one and a half kilometres, and takes approximately 45 minutes. The total descent is -210m.

Overnight: **Standard Hotel**

**Single Room Available**

**Swimming Pool Available** 

 **Included Meals:** Breakfast

## DAY 10 Tour ends Marrakech

Our tour ends today in Marrakech. Depending on your flight time you may be able to spend some more time exploring Marrakech or buying the some souvenirs. \*\* Please note that breakfast may not be included today if you have an early morning flight.

 **Included Meals:** Breakfast

## Accommodation and Meals

### Accommodation Notes

Morocco is a developing country and as such, the accommodation standards are not equivalent to those in Europe and can be more basic. We generally choose our properties because of their location, cleanliness, traditional style or for their welcoming atmosphere, as we endeavour to provide an authentic Moroccan experience.

In Marrakech your hotel may have some outdated or simple furniture and a basic level of service. Hot water should be available but may be limited. Breakfasts are generally a simple continental style. A swimming pool may be available.

In rural areas accommodation is often very simple. In village houses often several women or men will share a room. Sometimes there will be beds, sometimes mattresses on the floor, and the washing facilities are usually shared. Toilets may be European style or holes in the ground. In mountain refuges the sleeping arrangements are usually dormitory style with males and females sharing a large room and shared washing facilities. In these rural accommodations hot water may be available but limited in supply, and in some there will be a small local charge.

### Food & Drink

Included meals: 9 breakfasts, 7 lunches, 7 dinners included in the price of this trip. Please be prepared to pay for non-included meals. Please note that costs for drinks and meals can vary depending on location.

**EXPLORE!** Share your experiences with us



## Budgeting for your Trip

You will need some extra money to cover meals and drinks not included in the trip price, any optional sightseeing, souvenirs and items of a personal nature such as laundry.

### Food

The costs for meals may vary depending upon location, type of restaurant and number of courses eaten and so the prices given are an average guide. Local restaurants located off the beaten track may be less expensive, whereas an upmarket restaurant located in the centre of a major city may charge more.

#### Morocco

**Lunch £:** 3.00 - 5.00

**Dinner £:** 5.00 - 8.00

### Drink

The prices for drinks can vary greatly depending upon location and the prices detailed below are an average guide. In general you would expect that drinks purchased in a supermarket or local bar to be less expensive, whilst drinks in an upmarket bar or restaurant may be more expensive.

#### Morocco

**Bottle of Beer £:** 2.50

**Water £:** 0.60

### Other Sightseeing & Activities

The following excursions and/or activities are usually available and may be arranged locally. Estimated costs are provided below for guidance only, are on a per person basis unless shown otherwise, and may depend on the number of participants. Prices quoted are correct as of the date these tour notes were originally issued but may change at any time due to currency fluctuations.

Please note: These activities are booked and paid for direct with the supplier and do not form part of your Explore holiday contract.

### Optional Excursions

Marrakech Walking tour of the city £6; Hammam £6.

### Tipping - Tour Leader

At your discretion you might also consider tipping your Tour Leader in appreciation of the efficiency and service you receive.

### Tipping - Local Crew

Although entirely voluntary, tipping is a recognised part of life in this region of the world. Some local staff will look to members of the group for personal recognition of particular services provided. Accordingly, you should allow approx. £20 for tipping of crew and local guides used on this tour.

In order to make things easier for you, the Tour Leaders may organise a group's tips kitty and if this is the case, they will account for it throughout the tour.

### Foreign Exchange

#### Morocco

**ATM Availability:** ATMs are available in main towns/cities, though can be unreliable.

**Credit Card Acceptance:** Not all places.

**Travellers Cheques:** Travellers cheques are difficult to exchange and are not recommended.

**Local Currency:** Moroccan Dirham (MAD).

**Recommended Currency for Exchange:** US Dollars, Sterling and Euros are readily exchangeable. We recommend you take a mixture of cash and credit cards. Scottish bank notes and Australian dollar travellers cheques and cash are NOT normally accepted in Morocco.

**Where to Exchange:** Most major towns - your Tour Leader will advise you.

## Joining your Trip

### Flight Information

You are able to book this tour on a 'land only' basis or as a 'flight inclusive' package. Your flight inclusive package will be fully protected by the Civil Aviation Authority (CAA) ATOL protection scheme.

---

## Booking a land only package with Explore

Customers who have chosen to book on the 'Land Only' arrangements of our tour, please ensure that you have checked your tour specific 'Joining Instructions' prior to booking your own travel arrangements. Your joining instructions can be found on our website at [www.explore.co.uk](http://www.explore.co.uk), in the tour specific dates and prices section.

You may also be eligible for the Free Explore Transfer. For more information please refer to <https://www.explore.co.uk/transfers>.

## Joining Tour Abroad

Customers booked on the 'Land Only' arrangements will now receive a Free Transfer, provided you arrive and depart on the tour only itinerary start and end dates. The transfers will be from the Explore designated airport or train station to the joining point of your tour, and then back from the ending point to the designated airport or train station. The exception to this rule is customers who are booked on a tour where the joining and ending point is at the designated airport or train station.

Free transfers are not available for Self-Guided, Tailormade or Tours for Churches customers.

If you are not eligible for the Free Transfer then you will need to make your own way through to the joining and ending point. On a majority of our tours Explore will be able to provide a private transfer at an additional cost. Please ask for a quote at the time of booking.

For more information regarding the Explore Free Transfer please refer to <https://www.explore.co.uk/transfers>.

---

## Booking a flight inclusive package with Explore

We have a good selection of flights not only from London but from many regional airports around the UK allowing us to compare fares between scheduled carriers as well as low cost and charter airlines. Our dedicated flights team will match the best flight options to your arrival and departure airport.

On our website we display a UK flight inclusive package guide price which is generally based on a London departure. To avoid paying supplements or to secure your preferred flight option, we recommend booking as early as possible, especially for peak travel dates.

## Important Information

### Travel Insurance

It is a condition of booking with Explore that you have adequate valid travel insurance. It is your responsibility to arrange appropriate travel insurance and ensure you have read and understood the full terms and conditions of your travel insurance policy to ensure that you are covered for all activities you intend to undertake whilst on the tour, including all optional activities. Your Insurance Policy must fully cover you for medical expenses and emergency repatriation to your home country. Please ensure your policy includes medical emergency helicopter evacuation in the event of illness or injury and covers the entire duration of your holiday. If you are trekking at altitude please ensure that there is no upper altitude limit which may limit or exclude cover for your trip. Medical and repatriation insurance cover is not mandatory for UK residents who are travelling on trips within the United Kingdom.

**EXPLORE!**  
The Adventure Travel Experts

CAMPBELL IRVINE  
DIRECT TRAVEL INSURANCE



Travel Insurance is essential. If you have not already arranged cover, please contact our recommended Travel Insurance providers [www.campbellirvinedirect.com/Explore](http://www.campbellirvinedirect.com/Explore) who offer Travel Insurance specifically designed to cover travel with Explore or call **Campbell Irvine Direct** on Tel: 020 7938 1734

Explore Worldwide is an Introducer Appointed Representative of Campbell Irvine Ltd who are authorised and regulated by the Financial Conduct Authority.

---

## Travel Aware

We strongly recommend that you check your government's travel advisory for up-to-date information and advice about your destination: safety and security, entry requirements, health, local laws and customs. For UK Foreign and Commonwealth Office Advice follow the link at [www.explore.co.uk/travel-safety](http://www.explore.co.uk/travel-safety)

We strongly advise that you register with the FCO to receive updates to the travel advice for your chosen destination. A hard copy of the current FCO Travel Advice for your chosen destination is available by contacting [cr@explore.co.uk](mailto:cr@explore.co.uk) or 01252 379438.

---

## Under 18 immigration guidance

Please note that some countries require proof of parental consent when travelling overseas with under 18s. Please check requirements with the relevant embassy or consular office well in advance of travel if this applies to your party.

## Visa Information

Morocco: Visas are not required by UK, Australian, New Zealand, US and Canadian citizens. Other nationalities should consult their local embassy or consular office.

If you do require assistance in obtaining a visa then you may consider applying through Explore's recommended visa service in the UK, Travcour. See [www.travcour.com](http://www.travcour.com) to download the relevant visa application for your trip, if applicable (UK citizens only), along with details of how to apply for your visa through Travcour. The Team at Travcour will be happy to answer specific questions relating to visa applications, please call them directly on 0208 5431846.

## Vaccinations & Protection

### Morocco

Nothing compulsory, but we recommend protection against tetanus, typhoid, infectious hepatitis and polio. Consult your travel clinic for latest advice on different prophylaxis available against malaria.

## Preparing for your Trip

### DAILY DISTANCES

Day 2	5km	3hrs
Day 3	9.5km	7hrs
Day 4	11km	7hrs
Day 5	11km	7hrs
Day 6	12km	6hrs
Day 7	9km	6hrs
Day 8	13.5km	9.5hrs
Day 9	1.5km	45mins

## Maximum Altitude on Trek (m)

4167

## Trekking Details

Trek for 6 days for between 6 to 9.5 hours each day, plus two shorter walks. We walk at altitudes of approximately 2000 - 3500m except on the optional ascent of Jebel Toubkal (4167m). Most of the trek is along well-defined but uneven paths. We have graded this trek as moderate to challenging.

## Altitude Description

In the High Atlas our average altitude is around 2500m and the ascent from Toubkal refuge (3206m) at the base of Jebel Toubkal to the mountain's summit is over 900m (to 4167m) and therefore strenuous. Your tour leader will ensure that during your stay in the mountains you acclimatise enough before an ascent (optional) of Jebel Toubkal. At high altitude, you will find yourself moving slower than usual, but this gives an excellent opportunity to admire the spectacular views.

This trip goes to an altitude where there is a risk of being affected by Acute Mountain Sickness (AMS), a common and usually harmless condition caused by reduced air pressure and a lower concentration of oxygen. Whilst the itinerary has been specifically designed to allow your body to acclimatise gradually, the speed of onset and severity - as well as the height at which AMS develops can vary greatly between individuals; being physically fit affords no special protection. If symptoms occur while on tour you must let your tour leader know immediately. For further advice when travelling at altitude we recommend visiting the medical advice website of "Medex" and downloading their information booklet: [http://medex.org.uk/medex\\_book/english\\_version.php](http://medex.org.uk/medex_book/english_version.php)

Travellers with heart or lung conditions, anaemia, asthma, high blood pressure, or taking the contraceptive pill must seek the advice of their GP and specifically mention the maximum altitude the trip reaches (please refer to Tour Essentials box on front page of your Tour Notes). Please take these to your medical appointment so that your doctor has the full details of your trip.

You must have adequate travel insurance for your trip. Please ensure that your insurance policy covers you to the maximum altitude indicated above. If you have Explore insurance you will be covered to this altitude.

## Climate

### Morocco

The climate is both Mediterranean and Atlantic. The dry, hot season is from May to October when summer temperatures can reach 38°C and above (if sight seeing is included we will do our best to avoid the heat of the day during this period). Temperatures may

drop significantly at times during the night as the day's heat rapidly diminishes. From December to January snow can be expected on mountain passes and it can be wet. In winter, day temperatures will probably be around 18-25°C, dropping to perhaps 0-5°C.

---

## Clothing

Recommended clothing includes:

### Socks

Use hiking socks that have been tried out with your boots before the trek.

### Down Jacket

After sunset, temperatures can fall below freezing. A down jacket is the lightest and most convenient way of keeping warm when the temperature drops.

### Waterproofs

Windproof, breathable waterproofs - Mountain weather is unpredictable.

### Thermal underwear, microfleece and fleece tops

Layers are the best way to keep warm when walking and will also be useful at night when it can be very cold at altitude. Thermal underwear is also practical for sleeping in.

### Hat, scarf, gloves

Often needed in the morning and evening at higher altitudes.

### Long Trousers

For everyday walking, light cotton trousers are the most suitable. Jeans are not recommended as they are often difficult to walk in over longer distances and become cumbersome when wet.

### Shorts

Shorts can be comfortable to walk in but also carry long trousers in case of extreme hot or cold conditions. Follow your tour leader's advice on local sensitivities to wearing shorts during the trek.

### Shirts

Shirts made of wicking material that keep the skin dry are best in these mountainous conditions.

### Swimsuit

You may wish to bring swimwear for the hotel in Marrakech

Morocco is a Muslim country and it is important to dress with respect for local customs. People may be offended by shorts or revealing dresses, which can attract unwelcome attention. We advise that in general both men and women should cover shoulders, upper arms and knees. Transparent, 'plunging' necklines and tightfitting clothes should be avoided. Women should also cover their heads when entering a religious place, though entering mosques is generally forbidden to non-Muslims.

---

## Equipment

Equipment required for this trip includes:

### Daysack

Ensure that this is large enough to carry the things you will need during the day on the trek including: warm layers, waterproofs, water, snacks, sunglasses, sun cream, camera, etc. A 25 - 35l rucksack will usually be sufficient.

### Sleeping Bag

This can be down or synthetic, but it must be 3 to 4-season (-10°C to -5°C. It can be particularly cold early May and end of October). A cotton liner is useful to bring as it not only helps keep your bag clean but also provides a cooler option to your sleeping bag on warm nights.

### Walking Stick/Poles

Walking poles are recommended.

### Water bottle(s) and snacks

Water along the trail must never be considered as drinkable. Plan to carry at least a 2 litres of water, and a personal supply of water purification tablets/drops as these are not available locally. Powdered fruit juice can be used to disguise the taste. It is possible to buy bottled water in some places along the way. You may also wish to bring energy snacks.

### Sunglasses and sun protection

A good pair of sunglasses is essential for protection against UV rays and glare at high altitudes (including possible glare from snow). Also bring a sun hat, high factor sun cream/block and lip salve.

### Torch/Batteries/Bulb

A small torch is essential. A head torch will be useful for the early morning ascent to the summit of Toubkal. Remember to bring some spare batteries.

### Toiletries

Keep toiletries to a minimum, but do bring your own soap/shower gel, small towel and all female sanitary requirements. You may also



wish to bring tissues/toilet paper for trekking days. 'Wet wipes' can be useful. Hand sanitiser is strongly recommended.

#### Personal First Aid Kit

A first aid kit is carried by the Explore Leader but you should have your own blister kit, supply of plasters, pain relief and other essentials.

#### Plastic bags / Dry bags

Useful for keeping things dry in your kitbag and daypack.

#### Ice Axe and Crampons

In the event of unseasonal snowfall (May / beginning of June) an ice axe and crampons can be hired locally for the ascent of Toubkal for approximately £20 each per person. You will receive instruction on the use of these if needed.

---

### Footwear

Fully broken in hiking boots are essential for this trip. You may also wish to bring comfortable shoes / trainers / trekking sandals for relaxing and walking around local villages and Marrakech.

---

### Luggage: On Tour

#### Luggage:

We suggest that you bring a kitbag/duffle bag that will be carried by mules on trek; a stuff-sack to store surplus belongings while on trek and a daysac. Pack mules are used to carry equipment, food and most personal gear. Pack heavy/dense items into your kitbag. It will be possible to store surplus baggage not required on the trek at the hotel in Marrakech.

Luggage allowance on trip: 15Kg

---

## General Information

---

### Country details

#### Morocco

**Population:** 32,000,000

**Size of Country:** 446,550 sq km

**Major Language:** Arabic, Berber, French.

**Religion:** Muslim

---

### Electric Supply & Plugs

#### Morocco

2 Pin Round

---

## Why Choose Explore

We've been creating award-winning pioneering adventure holidays for over 30 years, earning the trust of thousands of delighted customers, who feel safe in our hands. Our tour leaders have expert local knowledge and our tours are designed to take you off the beaten track to see the most exotic, inspiring and dramatic places in the world.

- With over 30 years' experience, we are passionate about what we do.
- Pioneering small group adventures, self-guided, private journeys & tailor-made holidays.
- Award winning tour leaders who you can trust.
- Responsible travel is and always has been one of the driving principles of Explore.

Our adventure holidays are full of exciting things to see and do, exploring in small groups travelling by bus, boat, plane, rickshaw, camel, or any number of unusual forms of transport. Often you will stay in family run hotels and village houses and enjoy authentic local cuisine. In this way, it's easy to discover the true heart of the people and the place you travel to - and make some new friends along the way. Each tour is uniquely different, so please feel free to browse through our tours to see what may whet your appetite.

---

### Cool Earth

Explore are proud to support Cool Earth in their effort to reduce global carbon dioxide levels through the prevention of deforestation in the South America rainforest. Cool Earth focus on areas in immediate danger of deforestation, supporting local communities to be forest guardians. To date 350,000 acres of rainforest has been protected. Saving rainforest also protects rare animals and plants, allows local forest communities to maintain their way of life, and protects a major source of oxygen and fresh water. When you travel on an Explore holiday we make a donation to Cool Earth that exceeds the impact of our customers flights each year.



---

## Earth Matters

We are passionate about sustainable travel and work hard to create tours where your holiday delivers real benefits to the local communities. We minimise our impact by travelling in small groups, respecting local cultures, reducing waste and offsetting 100% of the CO2 from our flights.

When you travel with Explore, you are directly contributing to local economies and helping empower the people you meet. We currently support a range of charities and good causes, including: Toilet Twinning (helping to flush away poverty), Lone Buffalo Foundation (a community project based in Laos providing creative skills for young people) and have recently supported women's cooperatives in Borneo and Morocco. We are a member of Tourism Concern's Ethical Tour Operator Group ([www.tourismconcern.org.uk](http://www.tourismconcern.org.uk)) and support their campaign for fair and ethical tourism. We also care passionately about the world's wildlife and actively support and promote the Born Free Organisation and Mahouts Elephant Foundation.

---

## Booking Your Holiday

### Peace of mind - book with confidence

You can book your Explore holiday with confidence, as all monies paid to us for your trip are fully protected. Explore is a fully bonded tour operator licensed by the Civil Aviation Authority (CAA) and by ABTOT.

The air holiday packages (Tours including flights) that we advertise are ATOL protected, since we hold an Air Travel Organiser's Licence granted by the Civil Aviation Authority. Our ATOL number is ATOL 2595. In addition, As a member of the Association of Bonded Travel Organisers Trust Limited (ABTOT), Explore has provided a bond to meet the requirements of the Package Travel, Package Holidays and Package Tours Regulations 1992. Please note that packages booked outside the UK are only protected when purchased directly with Explore.

---

### Reserving your place

To reserve your place on this tour you will need to check availability on the Explore website or through our dedicated call centre based in the UK where you can. Our tours can fill up quickly so you are advised to book as early as possible. If your chosen date is 'Available' or 'Guaranteed' we will be able to provisionally hold you a space for up to 48 hours.

For Self-Guided holidays and Private Journeys simply choose your date of travel and let us know so we can confirm all ground services.

The easiest way to confirm your booking is through our website. When you are ready to book, we normally require a 10% non-refundable deposit, but for some holidays this may be more to cover such items as permit fees, internal flights or other non-refundable services. If your travel starts within 60 days of booking, full payment will be required at the time of booking

---

### 100% No Surcharge Guarantee

The price paid for our holidays is no longer subject to change. Once booked and confirmed we will guarantee the price you pay will not increase, whatever the circumstances. You will not be approached to pay fuel surcharges unlike the vast majority of other adventure tour operators. The price guarantee applies to all new bookings departing between 1st January 2016 and 31st December 2017.

---

### Trip Itinerary Versions

Itinerary details may vary depending on departure date and alternative itineraries for this tour may exist. Please refer to the dates and prices page on our website to check which itinerary operates on each departure date.

Please ensure that you have an up-to-date copy of these tour notes immediately before you travel, as from time to time our itineraries may be amended, either for operational reasons or in response to feedback from customers. You will be informed of any major changes to your tour but small changes may just be added to these tour notes.

Please note: 2017 itinerary versions are applicable to tours departing in 2017. 2018/19 itinerary versions are applicable to tours departing from 1st January to 31st December 2018.

These trip notes were printed on 29/05/2017 02:22:47