

# EXPLORE!

## TRIP NOTES



### Falklands, South Georgia and Antarctica - M/V Polar Pioneer (PPFS 2017 PHOTO)



TRIP DURATION  
**20**  
DAYS



**Tour Style:** Classic  
**Tour Pace:** Relaxed

**Tour Type:** Small Groups  
**Accommodation**  
**Grade:** Premium

**Trip Code:** PPFS

#### Trip Highlights - Falklands, South Georgia and Antarctica - M/V Polar Pioneer

- ✓ Brush up on your photography skills with our on-board Photography Masterclass
- ✓ Capture the early season light over ice-clad mountains
- ✓ See crabeater, Weddell and leopard seals basking on pristine ice floes
- ✓ View colonies of king penguins, fur & elephant seals
- ✓ Photograph albatrosses, petrels and prions alongside our expert naturalists and guides

#### Trip Essentials

**Accommodation:** 19 nights Premium Boat  
**Included Meals:** 19 breakfasts, 17 lunches, 18 dinners  
**Start Point:** Join trip: Punta Arenas  
**End Point:** Trip ends: Ushuaia  
**Transport:** Zodiac, Polar Pioneer  
**Countries:** Antarctica Region, Falkland Islands, Argentina

## Falklands, South Georgia and Antarctica - M/V Polar Pioneer

Time and light, the photographer's most treasured attributes, feature in abundance on this inaugural voyage. Over twenty glorious days, you will enjoy Antarctica bathed in springtime; retrace Shackleton's small boat voyage across the Scotia Sea and photograph in exquisite dawn light on the wildlife-packed beaches of South Georgia. Our expert naturalists and guides, will share their knowledge with on-board lectures, allowing you to prepare for the spectacular wildlife and scenery that awaits.

### Wildlife

#### Whales

Thanks to the abundance of the small, shrimp like krill as the basis of the food chain, many species of whales make the water south of the Antarctic Convergence their summer home. Some of the species found in the frigid southern waters include: the Humpback Whale who consumes over a ton of krill each day; the Southern Right Whales easily identified by the whitish callosities on the jaws and forehead; the Sperm Whales made famous in Moby Dick; the Killer Whale which is actually not a whale at all but the largest of the dolphin family; the Sei Whale which can achieve speeds up to 55 km/h over short distances; the playful Minke Whales very common in the peninsula area; the Fin Whale who can attain a length of 25 to 27 meters making them the second largest whales; and the Blue Whale which is not only the largest whale in the oceans but also the largest animal that has ever lived.

#### Penguins

The common name for all flightless, aquatic birds, penguins are only found south of the equator. Penguins have been grouped into 18 species and 6 genera, with most making their homes in Antarctica and the sub Antarctic islands, though others are native to the coasts of Australia, South Africa, South America, and the Galapagos Islands. Penguins are speedy and agile swimmers, but extremely slow on land. The regions we visit are inhabited by 6 different species including the giant King Penguin who can grow up to 1 metre in height (found only on South Georgia Island); the Adelie Penguin named after French explorer Dumont d'Urville's wife; the Chinstrap Penguin identified by the distinctive black line connecting the black cap to below the chin; the Gentoo Penguin with its orange bill and white flash above and behind its eyes; the Macaroni Penguin (Only on South Georgia Island) who number roughly 12 million and are easily identified by the orange tassels meeting between the eyes; and the Rockhopper Penguin (Only in Falkland Islands) who are similar to the Macaroni in appearance but slightly smaller and have yellow tassels.

### Ship Description

Polar Pioneer is a Finnish ex-research vessel, refurbished to provide an adventurous journey in the polar regions; its ice class means it has excellent manoeuvrability. The vessel accommodates only 54 passengers, meaning more time with the experts and a friendly on-board experience. Informed crew and experts will ensure you learn about how a polar expedition runs, your unique surroundings and the wildlife; Zodiacs will take you to shore for close encounters.



### Suitability

We've given each of our tours a comfort rating and a tour pace, walking or cycling grade to give you a general idea about the level of activity on each tour and the standard of accommodation you will be staying in at the end of your day's adventure.



Often you'll stay in different styles of accommodation during your tour; so we make an average rating across the entire tour. For more information on where you'll stay each night, please refer to the day by day tour itinerary.

#### Accommodation Grade: Premium

Our comfortable accommodation is hand-picked and chosen for its character, location or local importance. These properties have excellent facilities and a higher level of comfort and service.

#### Tour Style: Classic

Packed with adventure, these tours offer inspiring destinations and authentic travel experiences at a reasonable price. Using all kinds of transport and accommodation, we'll take you off the beaten track to discover the true heart of the people and places you visit.

#### Tour Pace: Relaxed

Easy paced tours with plenty of time to relax and absorb the sights and immerse yourself in the local surroundings.

## Your trip itinerary

#### Tour itinerary notes

While our intention is to adhere to the day-by-day itinerary as printed below, a degree of flexibility is built in. Overnight stops may vary from those suggested.

### DAY 1 Punta Arenas to Puerto Williams

Board your aircraft for the short, scenic flight to Puerto Williams. On arrival, you will enjoy a tour of this small town, before boarding the Polar Pioneer in the afternoon to begin our journey to Antarctica.


#### M/V Polar Pioneer

 **Included Meals:** Dinner

### DAY 2 Drake Passage

Our Drake Passage crossing offers excellent bird-watching from the outer decks or from the warmth of the bridge. Learn about Antarctica from our expert naturalist's informative talks, and about safety and environmental guidelines from our expedition staff. We have time to meet fellow travellers, chat, read and look forward to the days ahead. For those who are part of the photography masterclass, your guide will prepare you with initial photography workshops, please ensure that you pre-book your place !


#### M/V Polar Pioneer

 **Included Meals:** Breakfast, Lunch, Dinner

### DAY 3 Drake Passage

Keen eyes watch for icebergs, penguins, seals and cormorants as we approach our first landing in the South Shetland Islands.


#### M/V Polar Pioneer

 **Included Meals:** Breakfast, Lunch, Dinner

### DAY 4 Antarctica

Awaken to the thrill of Antarctica, where we plan to visit busy penguin rookeries, historic sites and make a continental landing. A host of choices are now open to us and depending on the ice and weather conditions, the western side of the Antarctic Peninsula is ours to explore. Our experienced leaders, who have made countless journeys to this area, will use their expertise to design our voyage from day to day. This allows us to make the best use of prevailing weather and ice conditions and optimise on wildlife opportunities.


#### M/V Polar Pioneer

 **Included Meals:** Breakfast, Lunch, Dinner

### DAY 5 Antarctica

An abundance of wildlife can be found on the Antarctic Peninsula - from whales to rookeries, birdlife to seals - there will be plenty to take in over the next few days whilst we explore this frozen land. The scenery is simply breathtaking and we will have plenty of time on shore and in Zodiacs, to soak up our surroundings. Whilst cruising amongst the icebergs, we may attempt to enter Antarctic Sound and visit some of the magnificent penguin rookeries at the northern end of the Peninsula.


#### M/V Polar Pioneer

 **Included Meals:** Breakfast, Lunch, Dinner

### DAY 6 Antarctica

The Peninsula also has a remarkable history and during the voyage, we will learn more about the dramatic expeditions that took place in this remote corner of the world.


#### M/V Polar Pioneer

 **Included Meals:** Breakfast, Lunch, Dinner

### DAY 7 Antarctica

A final day to enjoy the serenity and sights of Antarctica before we head towards South Georgia.


#### M/V Polar Pioneer

 **Included Meals:** Breakfast, Lunch, Dinner

### DAY 8 Elephant Island

Elephant Island, where Shackleton's men wintered beneath their upturned boats. With luck and weather permitting, we will go ashore to pay tribute to these hardy souls.


#### M/V Polar Pioneer

 **Included Meals:** Breakfast, Lunch, Dinner

### DAY 9 Scotia Sea

En route to South Georgia, we follow in Shackleton's wake across the Scotia Sea.


#### M/V Polar Pioneer

 **Included Meals:** Breakfast, Lunch, Dinner

### DAY 10 Scotia Sea

You will have plenty of time to reflect on what we've seen and learned so far and further on-board lectures will prepare us for the wildlife spectacle that awaits.


#### M/V Polar Pioneer

 **Included Meals:** Breakfast, Lunch, Dinner

### DAY 11 South Georgia

We have ample time to explore South Georgia's spectacular northern coast, including the World's largest king penguin rookeries and majestic albatross nests.


#### M/V Polar Pioneer

 **Included Meals:** Breakfast, Lunch, Dinner

### DAY 12 South Georgia

In Stromness and Grytviken harbours, 3000-metre peaks form dramatic backdrops to the remains of whaling stations. Kelp-strewn beaches are cluttered with basking elephant seals, feisty fur seals and penguins.


#### M/V Polar Pioneer

 **Included Meals:** Breakfast, Lunch, Dinner

## DAY 13 South Georgia

There will be plenty of time to explore the numerous king penguin rookeries, such as those found at St Andrew's Bay, Royal Bay, Gold Harbour and Salisbury Plain. Ensure cameras are charged and at the ready, as you wander amongst these gracious-looking creatures. The sight is simply incredible as is the number of penguins. The colony at Salisbury Plain reaches upto 500,000 king penguins and is certainly a highlight of this part of the trip.


### M/V Polar Pioneer

 **Included Meals:** Breakfast, Lunch, Dinner

## DAY 14 South Georgia

More time to enjoy the island's diversity of wildlife. You will also have the opportunity to visit the fascinating whaling museum at Grytviken, as well as pay your respects to Sir Shackleton at his nearby grave.


### M/V Polar Pioneer

 **Included Meals:** Breakfast, Lunch, Dinner

## DAY 15 Scotia Sea

Keeping watch for the kelp-skirted Shag Rocks, we cross the Scotia Sea.


### M/V Polar Pioneer

 **Included Meals:** Breakfast, Lunch, Dinner

## DAY 16 Scotia Sea

We will fill our sea days with more informative lectures from our expert naturalist and historian.

### M/V Polar Pioneer

 **Included Meals:** Breakfast, Lunch, Dinner

## DAY 17 At Sea

A further day at Sea, as we edge closer to the Falkland Islands.

### M/V Polar Pioneer

 **Included Meals:** Breakfast, Lunch, Dinner

## DAY 18 Stanley, Falkland Islands

Dawn greets us in the Falkland Islands' capital, Stanley. We will enjoy some time exploring Port Stanley, before we cruise west-bound towards Ushuaia.


### M/V Polar Pioneer

 **Included Meals:** Breakfast

## DAY 19 Scotia Sea

Back on the Scotia Sea, we make our last sea crossing. As Tierra del Fuego approaches, the air becomes significantly warmer.

### M/V Polar Pioneer

 **Included Meals:** Breakfast, Lunch, Dinner

## DAY 20 Arrive Ushuaia

During the morning, we travel up the Beagle Channel to dock in Ushuaia and will disembark after breakfast.



## Accommodation and Meals

### Food & Drink

Included meals: 19 breakfasts, 17 lunches, 18 dinners included in the price of this trip. Please be prepared to pay for non-included meals. Please note that costs for drinks and meals can vary depending on location.

### Ship Dining

Onboard the expedition ship you'll find a diversity of international cuisines prepared and catered by professional chefs; all meals are included in the price of your expedition. Dining is casual in one of two dining rooms. There is always a selection of different meals available, and vegetarians will find plenty of options. Special dietary requirements can be accommodated with advance notice, please advise us at time of confirmation. Coffee, tea and water are all provided free of charge. All other beverages, alcoholic and non-alcoholic, are not included and can be purchased in the bar.

## Budgeting for your Trip

You will need some extra money to cover meals and drinks not included in the trip price, any optional sightseeing, souvenirs and items of a personal nature such as laundry.

### Food

The costs for meals may vary depending upon location, type of restaurant and number of courses eaten and so the prices given are an average guide. Local restaurants located off the beaten track may be less expensive, whereas an upmarket restaurant located in the centre of a major city may charge more.

#### Antarctica Region

#### Falkland Islands

#### Argentina

**Lunch £:** 10.00

**Dinner £:** 17.00

### Drink

The prices for drinks can vary greatly depending upon location and the prices detailed below are an average guide. In general you would expect that drinks purchased in a supermarket or local bar to be less expensive, whilst drinks in an upmarket bar or restaurant may be more expensive.

#### Antarctica Region

#### Falkland Islands

#### Argentina

**Bottle of Beer £:** 2.0

**Water £:** 1.30

### Other Sightseeing & Activities

The following excursions and/or activities are usually available and may be arranged locally. Estimated costs are provided below for guidance only, are on a per person basis unless shown otherwise, and may depend on the number of participants. Prices quoted are correct as of the date these tour notes were originally issued but may change at any time due to currency fluctuations.

Please note: These activities are booked and paid for direct with the supplier and do not form part of your Explore holiday contract.

### Optional Excursions

Polar Photography Masterclass - Join award-winning Australian Geographic photographer Chris Bray for an exclusive photography masterclass. Chris and his team will be assisting guests in maximising the once-in-a-lifetime photographic opportunities that this voyage will offer. It doesn't matter what type of camera gear that you will be travelling with, this masterclass is suitable for all levels.

Complete with a photography crash course at the start - covering aspects such as composition, lighting, aperture and depth and field, ISO and shutter speed - there will be tutorials and lectures along the way, including tips on shooting and editing video, as well as post-processing photos in Lightroom. Chris and his team will be providing private one-on-one sessions at sea to assist with any areas that you wish to improve on or with any techniques, camera settings etc. that you would like to learn more about. They will also offer invaluable assistance on shore - ensuring that you've found the best angles, correct settings and more. You will also benefit from the option of taking the first and last Zodiacs to the ship and shore, allowing you to maximise your time in getting that perfect shot! Please book your space in advance, via our Polar team. Places are limited so we recommend booking as early as possible.

---

## Tippling - Local Crew

Tippling is of considerable significance to the people who will take care of you during your travels. It is an expression of satisfaction. The suggested amount is USD \$10 - 12 per person per day spent on board. Of course, tipping is a personal choice and the suggested amount is set only as a guideline.

---

## Foreign Exchange

### Antarctica Region

**ATM Availability:** Cash can be drawn on credit or debit cards from ATMs in major cities.

**Credit Card Acceptance:** Credit cards are useful and can be used in many places, but may be subject to a service charge. The ship accepts Visa and Mastercard.

**Travellers Cheques:** Travellers Cheques can be difficult to exchange and are not accepted aboard.

**Recommended Currency for Exchange:** A combination of US dollars cash and cards is best. It is advisable to take a minimum of US\$200-500 of your total spending money in cash, in mixed denominations (notes should be in good condition).

**Where to Exchange:** Banks or Forex offices in major cities.

### Falkland Islands

### Argentina

**ATM Availability:** Available in Buenos Aires. In Patagonia some cards with Chip and Pin do not work in the ATM machines. Always have some cash as back-up as they are not always reliable

**Credit Card Acceptance:** Credit cards are useful and can be used in some places, but may be subject to a 10% service charge

**Travellers Cheques:** Travellers Cheques can be awkward or expensive to change

**Local Currency:** Peso

**Recommended Currency for Exchange:** Carry all your funds in US cash NOT Sterling or Travellers Cheques which are more difficult to exchange. We recommend to take a minimum of US\$400-\$500 of your total spending money in cash, in mixed denominations. Notes should be in good condition otherwise they might be difficult to exchange.

**Where to Exchange:** Your Tour Leader will advise you on arrival.

## Joining your Trip

### Flight Information

You are able to book this tour on a 'land only' basis or as a 'flight inclusive' package. Your flight inclusive package will be fully protected by the Civil Aviation Authority (CAA) ATOL protection scheme.

---

### Booking a land only package with Explore

Customers who have chosen to book on the 'Land Only' arrangements of our tour, please ensure that you have checked your tour specific 'Joining Instructions' prior to booking your own travel arrangements. Your joining instructions can be found on our website at [www.explore.co.uk](http://www.explore.co.uk), in the tour specific dates and prices section.

You may also be eligible for the Free Explore Transfer. For more information please refer to <https://www.explore.co.uk/transfers>.

---

### Joining Tour Abroad

Customers booked on the 'Land Only' arrangements will now receive a Free Transfer, provided you arrive and depart on the tour only itinerary start and end dates. The transfers will be from the Explore designated airport or train station to the joining point of your tour, and then back from the ending point to the designated airport or train station. The exception to this rule is customers who are booked on a tour where the joining and ending point is at the designated airport or train station.

Free transfers are not available for Self-Guided, Tailormade or Tours for Churches customers.

If you are not eligible for the Free Transfer then you will need to make your own way through to the joining and ending point. On a majority of our tours Explore will be able to provide a private transfer at an additional cost. Please ask for a quote at the time of booking.

For more information regarding the Explore Free Transfer please refer to <https://www.explore.co.uk/transfers>.

---

### Booking a flight inclusive package with Explore

We have a good selection of flights not only from London but from many regional airports around the UK allowing us to compare fares between scheduled carriers as well as low cost and charter airlines. Our dedicated flights team will match the best flight options to your arrival and departure airport.

On our website we display a UK flight inclusive package guide price which is generally based on a London departure. To avoid paying supplements or to secure your preferred flight option, we recommend booking as early as possible, especially for peak travel dates.

## Important Information

### Travel Insurance

It is a condition of booking with Explore that you have adequate valid travel insurance. It is your responsibility to arrange appropriate travel insurance and ensure you have read and understood the full terms and conditions of your travel insurance policy to ensure that you are covered for all activities you intend to undertake whilst on the tour, including all optional activities. Your Insurance Policy must fully cover you for medical expenses and emergency repatriation to your home country. Please ensure your policy includes medical emergency helicopter evacuation in the event of illness or injury and covers the entire duration of your holiday. If you are trekking at altitude please ensure that there is no upper altitude limit which may limit or exclude cover for your trip. Medical and repatriation insurance cover is not mandatory for UK residents who are travelling on trips within the United Kingdom.

**EXPLORE!**  
The Adventure Travel Experts

CAMPBELL IRVINE  
DIRECT TRAVEL INSURANCE



Travel Insurance is essential. If you have not already arranged cover, please contact our recommended Travel Insurance providers [www.campbellirvinedirect.com/Explore](http://www.campbellirvinedirect.com/Explore) who offer Travel Insurance specifically designed to cover travel with Explore or call **Campbell Irvine Direct** on Tel: 020 7938 1734

Explore Worldwide is an Introducer Appointed Representative of Campbell Irvine Ltd who are authorised and regulated by the Financial Conduct Authority.

### Travel Aware

We strongly recommend that you check your government's travel advisory for up-to-date information and advice about your destination: safety and security, entry requirements, health, local laws and customs. For UK Foreign and Commonwealth Office Advice follow the link at [www.explore.co.uk/travel-safety](http://www.explore.co.uk/travel-safety)

We strongly advise that you register with the FCO to receive updates to the travel advice for your chosen destination. A hard copy of the current FCO Travel Advice for your chosen destination is available by contacting [cr@explore.co.uk](mailto:cr@explore.co.uk) or 01252 379438.

### Under 18 immigration guidance

Please note that some countries require proof of parental consent when travelling overseas with under 18s. Please check requirements with the relevant embassy or consular office well in advance of travel if this applies to your party.

### Visa Information

All visa information is subject to change. You should confirm all visa related issues with the relevant Embassy prior to departure.

USA (If flights transit): you will need to apply for an ESTA if you are transiting the USA as you will have to disembark and clear immigration before re-boarding for the onward flight.

Citizens of the UK, New Zealand, Australia, Canada and passport holders from several EU countries can enter the United States without a visa under the Visa Waiver Program (VWP) - where you apply for an ESTA (Electronic System for Travel Authorisation), which applies if you enter the country by sea or by air. This must be done on line - <https://esta.cbp.dhs.gov> no later than 72 hours prior to travel. Travellers who have not registered before their trip are likely to be refused boarding. When completing an application for transit you should enter the words 'In Transit' with your final destination location in the address line

You must have an electronic passport with a digital chip containing biometric information about the passport owner. UK passports which are biometric feature a small gold symbol (camera) at the bottom of the front cover.

If you have visited Iraq, Syria, Iran or Sudan in the past five years or are dual nationals of these countries, you cannot travel under the Visa Waiver Programme. Instead you will need to apply for a visa from the nearest US Embassy or Consulate. If you are unable to provide a valid visa before boarding flights to the US, or entering via another method, you may not be permitted to travel.

For further information please check out the US embassy website.

Visa applications - <http://london.usembassy.gov/niv/apply.html>

If you do require assistance in obtaining a visa then you may consider applying through Explore's recommended visa service in the UK, Travcour. See [www.travcour.com](http://www.travcour.com) to download the relevant visa application for your trip, if applicable (UK citizens only), along with details of how to apply for your visa through Travcour. The Team at Travcour will be happy to answer specific questions relating to visa applications, please call them directly on **0208 5431846**.



---

## Vaccinations & Protection

### Antarctica Region

Nothing compulsory, we recommend protection against typhoid, tetanus, diphtheria, polio and hepatitis A. The above is not an exhaustive list. Further information regarding vaccinations and travel health advice can be found by following the NHS and NaTHNaC links at <http://www.explore.co.uk/Travelhealth/> and from your local healthcare provider.

### Falkland Islands

### Argentina

Nothing compulsory, we recommend protection against typhoid, tetanus, polio and hepatitis A. Please consult your travel clinic for the latest advice on Malaria, Dengue and Zika Virus. Please take preventative measures to avoid mosquito bites - these include mosquito repellent as well as long trousers and long sleeve shirts to cover up when necessary. Please note many countries in Central America, South America and the Caribbean require a yellow fever vaccination certificates if travelling from infected areas. A detailed list of these countries can be found on the NaTHNaC website - <http://travelhealthpro.org.uk/countries>. Also on the NaTHNaC site there is a list of Countries (and specific areas within a country) which are at risk of infection and a vaccination is therefore recommended.. The above is not an exhaustive list. Further information regarding vaccinations and travel health advice can be found by following the NHS and NaTHNaC links at <http://www.explore.co.uk/Travelhealth/> and from your local healthcare provider.

## Preparing for your Trip

---

### Climate

#### Antarctica Region

Polar Temperatures during Antarctic season: Min.: -15°C; Max. 12°C; Average 0°C.

#### Falkland Islands

#### Argentina

Argentina has a climate that ranges from subtropical in the north to cold in the temperate south. The Andes has erratic rainfall and flash floods from December to May. From June to September spring like sunny days temper the cold nights.

---

### Clothing

**Parkas**  
You should look for a lightweight, roomy, wind and water-resistant parka with some insulation. Bright colors are more visible - and thus safer - in polar environments.

**Gloves**  
Keeping your hands warm and dry can be a challenge. Thin polypropylene gloves can be worn underneath warm outergloves. This allows you some protection from the cold when removing your gloves to operate your camera etc. We strongly recommend that you bring more than one pair of gloves, in case one gets wet (or lost).

**Hat/Cap**  
Warm, woollen hat/cap to protect your ears, as well as a scarf, neck gaiter or other face protection, such as a balaclava.

**Trousers**  
Water-resistant trousers of coated nylon or, even better, Gore-Tex® are essential for your comfort. They can be worn over your regular clothes to keep you warm and dry. We suggest that you purchase trousers a few sizes larger than you normally wear as you will be wearing them over other clothing. Gore-Tex® or similar fabrics are excellent for keeping out wind and water without trapping excess heat. Rain gear and Gore-Tex® products can be found in any outdoor sport clothing store. In addition to your waterproof trousers, warm ski pants are suggested if you have them. Warm trousers such as jeans, corduroys etc are also good.

**Socks**  
Warm wool socks worn over a thin pair of silk, polypropylene socks should provide enough warmth and insulation for your feet. Bring several pairs of socks, since you will inevitably get your feet wet.

**Outer Clothing** Woollen, knit or cotton sweaters/tops, polar fleece tops (medium weight), several cotton turtlenecks and T-shirts for layering on and off the ship.

**Underclothing**  
Thermal underwear is highly recommended as it will keep you warm without adding bulk. Most polar travellers prefer a lightweight version.

---

### Equipment

Sunglasses and sun cream  
Insect repellent  
Personal toiletries  
A refillable water bottle  
Books/reading material  
Camera and memory cards  
Seasickness remedy  
Walking poles

---

## Footwear

Complimentary waterproof boots will be supplied on-board. However, if you have extra small or large feet, you are advised to bring your own.

Also ensure you take good walking boots and trainers for relaxing.

---

## Luggage: On Tour

One main piece of baggage and daypack. Remember you are expected to carry your own luggage so don't overload yourself.

Please note that a 15kgs luggage weight limit is sporadically enforced on the internal flight to Ushuaia, occasionally charges may be levied against passengers taking luggage in excess of 15kgs.

Luggage allowance on trip: 15Kg

## General Information

---

### Country details

#### Antarctica Region

**Size of Country:** 14,000,000 sq km

**Time Difference to GMT:** -3

#### Falkland Islands

#### Argentina

**Population:** 40,117,096

**Size of Country:** 2,766,890 sq km

**Major Language:** Spanish is the main language throughout this region, along with a number of indigenous dialects, of

**Religion:** Predominantly Roman Catholic.

**Time Difference to GMT:** -3

---

### Electric Supply & Plugs

#### Antarctica Region

2 Pin Round

#### Falkland Islands

#### Argentina

3 Pin Flat

---

## Why Choose Explore

We've been creating award-winning pioneering adventure holidays for over 30 years, earning the trust of thousands of delighted customers, who feel safe in our hands. Our tour leaders have expert local knowledge and our tours are designed to take you off the beaten track to see the most exotic, inspiring and dramatic places in the world.

- With over 30 years' experience, we are passionate about what we do.
- Pioneering small group adventures, self-guided, private journeys & tailor-made holidays.
- Award winning tour leaders who you can trust.
- Responsible travel is and always has been one of the driving principles of Explore.

Our adventure holidays are full of exciting things to see and do, exploring in small groups travelling by bus, boat, plane, rickshaw, camel, or any number of unusual forms of transport. Often you will stay in family run hotels and village houses and enjoy authentic local cuisine. In this way, it's easy to discover the true heart of the people and the place you travel to – and make some new friends along the way. Each tour is uniquely different, so please feel free to browse through our tours to see what may whet your appetite.

---

### Cool Earth

Explore are proud to support Cool Earth in their effort to reduce global carbon dioxide levels through the prevention of deforestation in the South America rainforest. Cool Earth focus on areas in immediate danger of deforestation, supporting local communities to be forest guardians. To date 350,000 acres of rainforest has been protected. Saving rainforest also protects rare animals and plants, allows local forest communities to maintain their way of life, and protects a major source of oxygen and fresh water. When you travel on an Explore holiday we make a donation to Cool Earth that exceeds the impact of our customers flights each year.

---

---

## Earth Matters

We are passionate about sustainable travel and work hard to create tours where your holiday delivers real benefits to the local communities. We minimise our impact by travelling in small groups, respecting local cultures, reducing waste and offsetting 100% of the CO2 from our flights.

When you travel with Explore, you are directly contributing to local economies and helping empower the people you meet. We currently support a range of charities and good causes, including: Toilet Twinning (helping to flush away poverty), Lone Buffalo Foundation (a community project based in Laos providing creative skills for young people) and have recently supported women's cooperatives in Borneo and Morocco. We are a member of Tourism Concern's Ethical Tour Operator Group ([www.tourismconcern.org.uk](http://www.tourismconcern.org.uk)) and support their campaign for fair and ethical tourism. We also care passionately about the world's wildlife and actively support and promote the Born Free Organisation and Mahouts Elephant Foundation.

---

## Booking Your Holiday

### Peace of mind - book with confidence

You can book your Explore holiday with confidence, as all monies paid to us for your trip are fully protected. Explore is a fully bonded tour operator licensed by the Civil Aviation Authority (CAA) and by ABTOT.

The air holiday packages (Tours including flights) that we advertise are ATOL protected, since we hold an Air Travel Organiser's Licence granted by the Civil Aviation Authority. Our ATOL number is ATOL 2595. In addition, As a member of the Association of Bonded Travel Organisers Trust Limited (ABTOT), Explore has provided a bond to meet the requirements of the Package Travel, Package Holidays and Package Tours Regulations 1992. Please note that packages booked outside the UK are only protected when purchased directly with Explore.

---

### Reserving your place

To reserve your place on this tour you will need to check availability on the Explore website or through our dedicated call centre based in the UK where you can. Our tours can fill up quickly so you are advised to book as early as possible. If your chosen date is 'Available' or 'Guaranteed' we will be able to provisionally hold you a space for up to 48 hours.

For Self-Guided holidays and Private Journeys simply choose your date of travel and let us know so we can confirm all ground services.

The easiest way to confirm your booking is through our website. When you are ready to book, we normally require a 10% non-refundable deposit, but for some holidays this may be more to cover such items as permit fees, internal flights or other non-refundable services. If your travel starts within 60 days of booking, full payment will be required at the time of booking

---

### 100% No Surcharge Guarantee

The price paid for our holidays is no longer subject to change. Once booked and confirmed we will guarantee the price you pay will not increase, whatever the circumstances. You will not be approached to pay fuel surcharges unlike the vast majority of other adventure tour operators. The price guarantee applies to all new bookings departing between 1st January 2016 and 31st December 2017.

---

### Trip Itinerary Versions

Itinerary details may vary depending on departure date and alternative itineraries for this tour may exist. Please refer to the dates and prices page on our website to check which itinerary operates on each departure date.

Please ensure that you have an up-to-date copy of these tour notes immediately before you travel, as from time to time our itineraries may be amended, either for operational reasons or in response to feedback from customers. You will be informed of any major changes to your tour but small changes may just be added to these tour notes.

Please note: 2017 itinerary versions are applicable to tours departing in 2017. 2018/19 itinerary versions are applicable to tours departing from 1st January to 31st December 2018.

These trip notes were printed on 23/06/2017 05:12:02